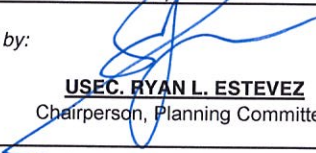




**PRESIDENTIAL LEGISLATIVE LIAISON OFFICE**  
**Quarterly Physical Report of Operations**  
 As of 30 June 2019

Department : Other Executive Offices  
 Agency/OU : Presidential legislative Liaison Office  
 Fund :

PARTICULARS	UACS CODE	FY 2019 PHYSICAL TARGETS				TOTAL	FY 2019 PHYSICAL ACCOMPLISHMENTS				TOTAL	VARIANCE	REMARKS
		1st Quarter	2nd Quarter	3rd Quarter	4th Quarter		1st Quarter	2nd Quarter	3rd Quarter	4th Quarter			
1	2	3	4	5	6	7	8	9	10	11	12	13	14
<b>Shepherding of Presidential Legislative initiatives and other Administration-sponsored Priority Policy Reforms and Development Programs</b>													
<b>Outcome Indicators</b>													
<b>Performance Indicator 1:</b>													
<i>Percentage of measures in the President's Legislative Priorities shepherded towards advance stages of the legislative process</i>		13%	13%	25%	50%	100%	28%	0%	0%	0%	28%	(73%)	
		5 bills	5 bills	10 bills	20 bills	40 bills	11 bills	0 bills	bills	bills	11 bills	(29) bills	
<b>Performance Indicator 2:</b>													
<i>Percentage of other congressional measures harmonized which led to consensus among stakeholders and harmonization of pending measures with the policies of the Administration</i>		30%	10%	30%	30%	100%	22%	4%	0%	0%	26%	(74%)	
		15 bills	5 bills	15 bills	15 bills	50 bills	11 bills	2 bills	bills	bills	13 bills	(37) bills	
<b>Performance Indicator 3:</b>													
<i>Percentage of issues addressed to enhance executive-legislative relations</i>		40%	20%	20%	20%	100%	252%	288%	0%	0%	540%	440%	
		10	5	5	5	25	63	72			135	110	
<b>Output Indicators</b>													
<b>Performance Indicator 1:</b>													
<i>Number of advisories/ reports relative to legislative/ congressional concerns prepared and submitted to the President/ Cabinet (See Annex A for details)</i>		1,006	552	1,073	1,008	3,639	606	366	0	0	972	(2,667)	
<b>Performance Indicator 2:</b>													
<i>Number of interventions employed which led to harmonization of pending measures in Congress with the policies of the Administration (See Annex A for details)</i>		439	338	518	404	1,699	635	508	0	0	1,143	(556)	
<b>Performance Indicator 3:</b>													
<i>Number of Presidential activities/ engagements with legislators and other stakeholders (See Annex A for details)</i>		295	282	307	362	1,246	550	609	0	0	1,159	(87)	
<p>Prepared by:  <b>USEC. RYAN L. ESTEVEZ</b>                  Chairperson, Planning Committee</p> <p>In coordination with:  <b>CYNTHIA A. CUARENTA</b>                  Head Executive Assistant/Acting Chief Administrative Officer</p> <p>Approved by:  <b>SEC. ADELINO B. SITO</b>                  Head, PLLO</p>													

**PRESIDENTIAL LEGISLATIVE LIAISON OFFICE**  
**Quarterly Physical Report of Operations**  
*As of 30 June 2019*

Department : Other Executive Offices  
 Agency/OU : Presidential legislative Liaison Office  
 Fund :

PARTICULARS	UACS CODE	FY 2019 PHYSICAL TARGETS				TOTAL	FY 2019 PHYSICAL ACCOMPLISHMENTS				TOTAL	VARIANCE
		1st Quarter	2nd Quarter	3rd Quarter	4th Quarter		1st Quarter	2nd Quarter	3rd Quarter	4th Quarter		
		3	4	5	6		7	8	9	10		
1	2	3	4	5	6	7	8	9	10	11	12	13
Shepherding of Presidential Legislative initiatives and other Administration-sponsored Priority Policy Reforms and Development Programs												
Outcome Indicators												
<i>Performance Indicator 1:</i>												
<i>Percentage of measures in the President's Legislative Priorities shepherded towards advance stages of the legislative process</i>												
<i>Performance Indicator 2:</i>												
<i>Percentage of other congressional measures harmonized which led to consensus among stakeholders and harmonization of pending measures with the policies of the Administration</i>												
<i>Performance Indicator 3:</i>												
<i>Percentage of issues addressed to enhance executive-legislative relations</i>												
Output Indicators												
<i>Performance Indicator 1:</i>												
<ul style="list-style-type: none"> <li>• Number of plenary session reports</li> <li>• Number of Committee hearings/ Technical Working Groups (TWGs) reports</li> <li>• Number of legislative updates submitted</li> <li>• Number of Presidential/ Cabinet advisories submitted</li> <li>• Number of political situationers prepared for the President's information/ consideration</li> </ul>												
		1,006	552	1,073	1008	3,639	606	366	0	0	972	(2,667)
		66	18	60	36	180	25	16	0	0	41	(139)
		300	135	385	300	1,120	135	45	0	0	180	(940)
		120	120	120	120	480	103	74	0	0	177	(303)
		30	30	30	30	120	57	0	0	0	57	(63)
		24	24	24	24	96	52	71	0	0	123	27



PARTICULARS	UACS CODE	FY 2019 PHYSICAL TARGETS				TOTAL	FY 2019 PHYSICAL ACCOMPLISHMENTS				TOTAL	VARIANCE
		1st Quarter	2nd Quarter	3rd Quarter	4th Quarter		1st Quarter	2nd Quarter	3rd Quarter	4th Quarter		
		3	4	5	6		7	8	9	10		
• Number of privilege speeches monitored		110	40	108	95	353	4	3	0	0	7	(346)
• Number of pronouncements/ press releases monitored		321	173	315	361	1,170	189	141	0	0	330	(840)
• Number of investigations in-aid of legislation		35	12	31	42	120	41	16	0	0	57	(63)
<b>Performance Indicator 2:</b>		<b>439</b>	<b>338</b>	<b>518</b>	<b>404</b>	<b>1,699</b>	<b>635</b>	<b>508</b>	<b>0</b>	<b>0</b>	<b>1,143</b>	<b>(556)</b>
(1) • Number of agencies assisted towards the formulation of legislative agenda at the levels of department / agency, cabinet cluster and Cabinet proper		2	3	3	2	10	32	56	0	0	88	78
• Number of LEDAC Meetings (TWG, ExeCom and/or LEDAC Proper) and PLLO-initiated consultations conducted or facilitated		3	3	3	3	12	2	3	0	0	5	(7)
• Number of horizontal and vertical consultations/ coordinations to pursue a specific, political objective to address or resolve problems and other concerns:		131	91	171	91	484	143	90	0	0	233	(251)
▶ Number of LLS plenary meetings		1	1	1	1	4	2	3	0	0	5	1
▶ Number of LLS cluster meetings		5	5	5	5	20	14	8	0	0	22	2
▶ Number of inter-agency Focused Group Discussions (FGDs)		5	5	5	5	20	25	10	0	0	35	15
▶ Number of agency consultations		120	80	160	80	440	102	69	0	0	171	(269)
(2) • Number of meetings with Committee Secretaries (ComSecs)		55	50	60	50	215	19	13	0	0	32	(183)
(2) • Number of meetings with Legislators		27	27	27	27	108	45	52	0	0	97	(11)
(2) • Number of meetings with Chiefs-of-Staff		126	84	104	106	420	87	0	0	0	87	(333)
• Number of meaningful engagements with existing institutional linkages such as the Cabinet Secretariat, Cabinet Assistance System, Office of the Deputy Executive Secretary for Legislative Affairs, Presidential Management Staff, etc; and strengthening new inter-governmental, political or social institutional linkages to address issues of mutual significance		45	40	45	40	170	92	122	0	0	214	44

PARTICULARS	UACS CODE	FY 2019 PHYSICAL TARGETS				TOTAL	FY 2019 PHYSICAL ACCOMPLISHMENTS				TOTAL	VARIANCE
		1st Quarter	2nd Quarter	3rd Quarter	4th Quarter		1st Quarter	2nd Quarter	3rd Quarter	4th Quarter		
1	2	3	4	5	6	7	8	9	10	11	12	13
• Number of engagements with the LGUs, CSOs, NGOs and other organized groups		23	23	23	23	92	39	44	0	0	83	(9)
(1) • Number of Agencies consulted relative to consistency of Bills to existing policies		27	17	82	62	188	176	128	0	0	304	116
<b>Performance Indicator 3:</b>		<b>295</b>	<b>282</b>	<b>307</b>	<b>362</b>	<b>1,246</b>	<b>550</b>	<b>609</b>	<b>0</b>	<b>0</b>	<b>1159</b>	<b>(87)</b>
• Number of Congressional requests facilitated		50	25	65	65	205	52	45	0	0	97	(108)
(3) • Number of interventions employed to facilitate confirmation of Cabinet Secretaries by the Commission on Appointments		40	25	30	35	130	0	2	0	0	2	(128)
• Number of provincial/ regional visit assisted		1	1	1	1	4	0	0	0	0	0	(4)
• Number of Presidential events in Malacanang assisted		1	0	0	2	3	3	0	0	0	3	0
• Number of ceremonial signing conducted		0	0	0	1	1	2	4	0	0	6	5
(3) • Number of capacity-building activities conducted intended to enhance advocacy expertise and skills to LLS members and other stakeholders		13	13	13	13	52	9	33	0	0	42	(10)
(3) • Number of information dissemination programs/activities undertaken targeting the general public or specific audience		190	218	198	245	851	484	525	0	0	1,009	158

**NOTES:**

(1) - New item

(2) - Previously listed as sub-activity items under Output Indicators- Performance Indicator 2- Item 2 (PLLO 2018 APM BP Form B-1 Annex A)

(3) - Previously listed as Activiy Items under Output Indicators- Performance Indicator 2 (PLLO 2018 APM BP Form B-1 Annex A)