





**PRESIDENTIAL LEGISLATIVE LIAISON OFFICE**  
**Quarterly Physical Report of Operations**  
*As of 30 June 2018*

Department : Other Executive Offices  
 Agency/OU : Presidential legislative Liaison Office  
 Fund :

PARTICULARS	UACS CODE	FY 2018 PHYSICAL TARGETS				TOTAL	FY 2018 PHYSICAL ACCOMPLISHMENTS				TOTAL	VARIANCE	REMARKS
		1st Quarter	2nd Quarter	3rd Quarter	4th Quarter		1st Quarter	2nd Quarter	3rd Quarter	4th Quarter			
1	2	3	4	5	6	7	8	9	10	11	12	13	14
<b>Shepherding of Presidential Legislative Initiatives and other Administration-sponsored Priority Policy Reforms and Development Programs</b>													
<b>Outcome Indicators</b>													
<b>Performance Indicator 1:</b>													
<i>Percentage of measures in the President's Legislative Priorities shepherded towards advance stages of the legislative process</i>		25%	25%	25%	25%	100%	75%	150%			225%	125%	
		10 bills	10 bills	10 bills	10 bills	40 bills	30 bills	60 bills	bills	bills	90 bills	50 bills	
<b>Performance Indicator 2:</b>													
<i>Percentage of other congressional measures harmonized which led to consensus among stakeholders and harmonization of pending measures with the policies of the Administration</i>		30%	30%	20%	20%	100%	86%	78%			164%	64%	
		15 bills	15 bills	10 bills	10 bills	50 bills	43 bills	39 bills	bills	bills	82 bills	32 bills	
<b>Performance Indicator 3:</b>													
<i>Percentage of issues addressed to enhance executive-legislative relations</i>		20%	20%	32%	28%	100%	8%	24%			32%	-68%	
		5	5	8	7	25	2	6			8	(17)	
<b>Output Indicators</b>													
<b>Performance Indicator 1:</b>													
<i>Number of advisories/ reports relative to legislative/ congressional concerns prepared and submitted to the President/ Cabinet (See Annex A for details)</i>		1,114	527	1,417	688	3,746	1,106	668			1,774	(1,972)	
<b>Performance Indicator 2:</b>													
<i>Number of interventions employed which led to harmonization of pending measures in Congress with the policies of the Administration (See Annex A for details)</i>		516	530	488	473	2,007	680	646			1,326	(681)	
<b>Performance Indicator 3:</b>													
<i>Number of Presidential activities/ engagements with legislators and other stakeholders (See Annex A for details)</i>		37	27	46	37	147	145	103			248	101	
<p>Prepared by:  <b>USEC. RYAN L. ESTEVEZ</b>                  Chairman, Planning Committee</p> <p>In coordination with:  <b>CYNTHIA A. CUARENTA</b>                  Head Executive Assistant/Acting Chief Administrative Officer</p> <p>Approved by:  <b>SEC. ADELINO B. SPTOY</b>                  Head, PLLO </p>													

**PRESIDENTIAL LEGISLATIVE LIAISON OFFICE**  
**Quarterly Physical Report of Operations**  
*As of 30 June 2018*

Department : Other Executive Offices  
 Agency/OU : Presidential legislative Liaison Office  
 Fund :

PARTICULARS	UACS CODE	FY 2018 PHYSICAL TARGETS				TOTAL	FY 2018 PHYSICAL ACCOMPLISHMENTS				TOTAL	VARIANCE
		1st Quarter	2nd Quarter	3rd Quarter	4th Quarter		1st Quarter	2nd Quarter	3rd Quarter	4th Quarter		
1	2	3	4	5	6	7	8	9	10	11	12	13
Shepherding of Presidential Legislative initiatives and other Administration-sponsored Priority Policy Reforms and Development Programs												
<b>Outcome Indicators</b>												
<b>Performance Indicator 1:</b> <i>Percentage of measures in the President's Legislative Priorities shepherded towards advance stages of the legislative process</i>												
<b>Performance Indicator 2:</b> <i>Percentage of other congressional measures harmonized which led to consensus among stakeholders and harmonization of pending measures with the policies of the Administration</i>												
<b>Performance Indicator 3:</b> <i>Percentage of issues addressed to enhance executive-legislative relations</i>												
<b>Output Indicators</b>												
<b>Performance Indicator 1:</b>		<b>1,114</b>	<b>527</b>	<b>1,417</b>	<b>688</b>	<b>3,746</b>	<b>1,106</b>	<b>668</b>			<b>1,774</b>	<b>(1972)</b>
• Number of privilege speeches monitored		84	26	72	64	246	56	21			77	(169)
• Number of pronouncements/ press releases monitored		628	224	941	358	2,151	633	475			1,108	(1043)
• Number of plenary session reports		20	6	22	15	63	30	8			38	(25)
• Number of Committee hearings/ Technical Working Groups (TWGs) reports		300	222	300	200	1,022	260	120			380	(642)
• Number of legislative updates submitted		10	6	10	8	34	23	11			34	-

PARTICULARS	UACS CODE	FY 2018 PHYSICAL TARGETS				TOTAL	FY 2018 PHYSICAL ACCOMPLISHMENTS				TOTAL	VARIANCE
		1st Quarter	2nd Quarter	3rd Quarter	4th Quarter		1st Quarter	2nd Quarter	3rd Quarter	4th Quarter		
		3	4	5	6		8	9	10	11		
1	2	3	4	5	6	7	8	9	10	11	12	13
• Number of Presidential/ Cabinet advisories submitted		35	16	35	16	102	30	22			52	(50)
• Number of investigations in-aid of legislation		25	15	25	15	80	66	9			75	(5)
• Number of political situationers prepared for the President's information/ consideration		12	12	12	12	48	8	2			10	(38)
<b>Performance Indicator 2:</b>		<b>516</b>	<b>530</b>	<b>488</b>	<b>473</b>	<b>2,007</b>	<b>680</b>	<b>646</b>			<b>1,326</b>	<b>(681)</b>
• Number of LEDAC Meetings (TWG, ExeCom and/or LEDAC Proper) and PLLO-initiated consultations conducted or facilitated		3	3	3	3	12	1				1	(11)
• Number of horizontal and vertical consultations/ coordinations to pursue a specific, political objective to address or resolve problems and other concerns:		169	211	187	105	672	250	269			519	(153)
▶ Number of LLS plenary meetings		1	1	1	1	4	0	1			1	(3)
▶ Number of LLS cluster meetings		20	20	20	20	80	10	12			22	(58)
▶ Number of inter-agency Focused Group Discussions (FGDs)		10	15	15	12	52	25	7			32	(20)
▶ Number of agency consultations		40	25	46	25	136	67	44			111	(25)
▶ Number of meetings with Committee Secretaries (ComSecs)		50	30	50	24	154	65	38			103	(51)
▶ Number of meetings with Legislators		28	20	25	15	88	48	34			82	(6)
▶ Number of meetings with Chiefs-of-Staff		20	100	30	8	158	35	132			167	9
• Number of meaningful engagements with existing institutional linkages such as the Cabinet Secretariat, Cabinet Assistance System, Office of the Deputy Executive Secretary for Legislative Affairs, Presidential Management Staff, etc; and strengthening new inter-governmental, political or social institutional linkages to address issues of mutual significance		60	40	60	32	192	56	78			134	(58)
• Number of engagements with the LGUs, CSOs, NGOs and other organized groups		24	30	18	27	99	25	25			50	(49)

PARTICULARS	UACS CODE	FY 2018 PHYSICAL TARGETS				TOTAL	FY 2018 PHYSICAL ACCOMPLISHMENTS				TOTAL	VARIANCE
		1st Quarter	2nd Quarter	3rd Quarter	4th Quarter		1st Quarter	2nd Quarter	3rd Quarter	4th Quarter		
		3	4	5	6		7	8	9	10		
• Number of capacity-building activities conducted intended to enhance advocacy expertise and skills to LLS members and other stakeholders		20	20	20	18	78	29	15			44	(34)
• Number of interventions employed to facilitate confirmation of Cabinet Secretaries by the Commission on Appointments		10	6	20	8	44	66	17			83	39
• Number of information dissemination programs/activities undertaken targeting the general public or specific audience		230	220	180	280	910	253	242			495	(415)
<b>Performance Indicator 3:</b>		<b>37</b>	<b>27</b>	<b>46</b>	<b>37</b>	<b>147</b>	<b>145</b>	<b>103</b>			<b>248</b>	<b>101</b>
• Number of ceremonial signing conducted					1	1		1			1	-
• Number of provincial/ regional visit assisted		1	1	1	1	4	1	2			3	(1)
• Number of Presidential events in Malacanang assisted		1	1	1	1	4	1	1			2	(2)
• Number of Congressional requests facilitated		35	25	44	34	138	143	99			242	104