

STATEMENT OF APPROPRIATIONS, ALLOTMENTS, OBLIGATIONS, DISBURSEMENTS AND BALANCES
For the Year Ending December 31, 2020

Department : OTHER EXECUTIVE OFFICES
 Agency : PRESIDENTIAL LEGISLATIVE LIAISON OFFICE
 Operating Unit :
 Organization Code : 26 035 000000
 Funding Source Code : 101

x	Current Year Appropriations
	Supplemental Appropriations
	Continuing Appropriations

Particulars	UACS CODE	Appropriations			Allotments			Current Year Obligations					Current Year Disbursements					Balances							
		Authorized Appropriation	Adjustments (To)/From, Realignment	Adjusted Appropriations	Allotments Received	Adjustments (Withdrawal, Realignment)	Transfer To	Transfer From	Adjusted Total Allotments	1st Quarter ending March 31	2nd Quarter ending June 30	3rd Quarter ending Sept. 30	4th Quarter ending Dec. 31	Total	1st Quarter ending March 31	2nd Quarter ending June 30	3rd Quarter ending Sept. 30	4th Quarter ending Dec. 31	Total	Unreleased Appropriations	Unobligated Allotment	Unpaid Obligations (18-20) = (23+24)			
		3	4	5=(3+4)	6	7	8	9	10=(6+(-)7)-8+9	11	12	13	14	15=(11+12+13+14)	16	17	18	19	20=(16+17+18+19)	21=(5-10)	22=(10-15)	23	24		
B. AUTOMATIC APPROPRIATIONS	01 1 04 102																								
Retirement & Life Insurance Premiums	5-01-03-01-0-00	4,339,000.00	33,000.00	4,372,000.00	4,465,000.00	(93,000.00)	-	-	4,372,000.00	695,959.92	378,375.43	-	-	1,074,335.35	695,959.92	378,375.43	-	-	1,074,335.35	-	3,297,664.65	-	-	-	-
Sub-total, Automatic Appropriations		4,339,000.00	33,000.00	4,372,000.00	4,465,000.00	(93,000.00)	-	-	4,372,000.00	695,959.92	378,375.43	-	-	1,074,335.35	695,959.92	378,375.43	-	-	1,074,335.35	-	3,297,664.65	-	-	-	-
C. SPECIAL PURPOSE FUNDS	01 1 01 406																								
Miscellaneous and Personnel Benefit Fund		-	10,556,354.00	10,556,354.00	10,556,354.00	-	-	-	10,556,354.00	173,064.00	264,696.90	276,654.62	9,814,226.34	10,528,643.86	173,064.00	264,410.42	276,643.10	9,063,740.96	9,778,158.48	-	27,710.14	750,485.38	-	-	
Personnel Services																									
A. General and Administration and Support Services																									
Salaries and Wages																									
Salaries and Wages - Regular - Civilian	5-01-01-01-0-01	-	5,796,086.82	5,796,086.82	5,796,086.82	-	-	-	5,796,086.82	173,064.00	264,696.90	276,654.62	5,056,262.66	5,770,680.18	173,064.00	264,410.42	276,943.10	4,305,777.28	5,020,194.80	-	25,406.64	750,485.38	-	-	
Other Compensation																									
Personnel Economic Relief Allowance	5-01-02-01-0-01	-	150,000.00	150,000.00	150,000.00	-	-	-	150,000.00	-	-	-	148,000.00	148,000.00	-	-	-	148,000.00	148,000.00	-	2,000.00	-	-	-	
Representation Allowance	5-01-02-02-0-00	-	277,000.00	277,000.00	277,000.00	-	-	-	277,000.00	-	-	-	277,000.00	277,000.00	-	-	-	277,000.00	277,000.00	-	-	-	-	-	
Transportation Allowance	5-01-02-03-0-01	-	185,000.00	185,000.00	185,000.00	-	-	-	185,000.00	-	-	-	185,000.00	185,000.00	-	-	-	185,000.00	185,000.00	-	-	-	-	-	
Clothing Allowance	5-01-02-04-0-01	-	-	-	-	-	-	-	-	-	-	-	-	-	-	-	-	-	-	-	-	-	-	-	
Year-End Bonus	5-01-02-14-0-01	-	3,542,259.80	3,542,259.80	3,542,259.80	-	-	-	3,542,259.80	-	-	-	3,542,259.80	3,542,259.80	-	-	-	3,542,259.80	3,542,259.80	-	-	-	-	-	
Cash Gift	5-01-02-15-0-01	-	259,000.00	259,000.00	259,000.00	-	-	-	259,000.00	-	-	-	259,000.00	259,000.00	-	-	-	259,000.00	259,000.00	-	-	-	-	-	
C N A Incentive	5-01-02-99-0-11	-	-	-	-	-	-	-	-	-	-	-	-	-	-	-	-	-	-	-	-	-	-	-	
Step-Increment - Length of Service	5-01-02-99-0-10	-	17,733.26	17,733.26	17,733.26	-	-	-	17,733.26	-	-	-	17,733.26	17,733.26	-	-	-	17,733.26	17,733.26	-	-	-	-	-	
Step-Increment - Meritorious Performance	5-01-02-99-0-11	-	-	-	-	-	-	-	-	-	-	-	-	-	-	-	-	-	-	-	-	-	-	-	
Performance Enhancement Incentive	5-01-02-99-0-12	-	250,000.00	250,000.00	250,000.00	-	-	-	250,000.00	-	-	-	250,000.00	250,000.00	-	-	-	250,000.00	250,000.00	-	-	-	-	-	
Performance-Based Bonus	5-01-02-99-0-14	-	-	-	-	-	-	-	-	-	-	-	-	-	-	-	-	-	-	-	-	-	-	-	
Mid-year Bonus	5-01-02-99-0-36	-	-	-	-	-	-	-	-	-	-	-	-	-	-	-	-	-	-	-	-	-	-	-	
Personnel Benefit Contributions																									
Pag-IBIG Contributions	5-01-03-02-0-01	-	9,600.00	9,600.00	9,600.00	-	-	-	9,600.00	-	-	-	9,600.00	9,600.00	-	-	-	9,600.00	9,600.00	-	-	-	-	-	
PHILHEALTH Contributions	5-01-03-03-0-01	-	60,474.12	60,474.12	60,474.12	-	-	-	60,474.12	-	-	-	60,267.29	60,267.29	-	-	-	60,267.29	60,267.29	-	206.83	-	-	-	
ECC Contributions	5-01-03-04-0-01	-	9,200.00	9,200.00	9,200.00	-	-	-	9,200.00	-	-	-	9,103.33	9,103.33	-	-	-	9,103.33	9,103.33	-	96.67	-	-	-	
Other Personnel Benefits	5-01-04-99-0-99	-	-	-	-	-	-	-	-	-	-	-	-	-	-	-	-	-	-	-	-	-	-	-	


STATEMENT OF APPROPRIATIONS, ALLOTMENTS, OBLIGATIONS, DISBURSEMENTS AND BALANCES
For the Year Ending December 31, 2020

Department : OTHER EXECUTIVE OFFICES
 Agency : **PRESIDENTIAL LEGISLATIVE LIAISON OFFICE**
 Operating Unit :
 Organization Code : 26 035 000000
 Funding Source Code : 101

X	Current Year Appropriations
	Supplemental Appropriations
	Continuing Appropriations

Particulars	UACS CODE	Appropriations			Allotments			Current Year Obligations					Current Year Disbursements				Balances						
		Authorized Appropriation	Adjustments (Transfer To/From, Realignment)	Adjusted Appropriations	Allotments Received	Adjustments (Withdrawal, Realignment)	Transfer To	Transfer From	Adjusted Total Allotments	1st Quarter ending March 31	2nd Quarter ending June 30	3rd Quarter ending Sept. 30	4th Quarter ending Dec. 31	Total	1st Quarter ending March 31	2nd Quarter ending June 30	3rd Quarter ending Sept. 30	4th Quarter ending Dec. 31	Total	Unreleased Appropriations	Unobligated Allotment	Unpaid Obligations (15-20) + (23+24)	
		3	4	5=(3+4)	6	7	8	9	10=(6+(-)7)-8+9	11	12	13	14	15=(11+12+13+14)	16	17	18	19	20=(16+17+18+19)	21=(5-10)	22=(10-15)	23	24
Pension and Gratuity Fund	01 1 01 407	-	432,862.00	432,862.00	432,862.00	-	-	-	432,862.00	432,861.05	-	-	-	432,861.05	432,861.05	-	-	-	432,861.05	-	0.95	-	-
Personnel Services																							
A. General and Administration and Support Services																							
Terminal Leave Benefit-Civilian	5-01-04-99-0-98	-	432,862.00	432,862.00	432,862.00	-	-	-	432,862.00	432,861.05	-	-	-	432,861.05	432,861.05	-	-	-	432,861.05	-	0.95	-	-
Sub-total, Special Purpose Fund		-	10,989,216.00	10,989,216.00	10,989,216.00	-	-	-	10,989,216.00	605,925.05	264,696.00	276,654.62	9,814,226.34	10,951,504.91	605,925.05	264,410.42	276,943.10	9,053,740.96	10,211,019.53	-	27,711.09	750,485.38	-
GRAND TOTAL		95,636,000.00	8,962,233.96	102,598,233.96	106,751,216.00	(4,152,982.04)	-	-	102,598,233.96	20,925,231.72	17,467,847.75	21,512,794.46	38,796,138.80	96,702,112.73	20,383,850.20	17,519,643.02	16,276,813.77	32,791,553.00	89,971,059.99	-	5,896,121.23	6,541,052.74	190,000.00


Certified Correct:


 FRANCES IRENE A. SAGUIT
 Administrative Officer / Acting Budget Officer
 Date:

Certified Correct:


 PATRICIA A. DEKIT
 DLLS/Acting Chief Accountant
 Date:

Recommending Approval:


 GUADALUPE O. MACEDA
 DLLS/Officer-in-Charge, AFMD
 Date:

Approved By:


 SEC. ADELING B. SITOR, LLB, LLM
 Presidential Adviser on Legislative Affairs and Head, PLLO
 Date:

SUMMARY OF APPROPRIATIONS, ALLOTMENTS, OBLIGATIONS, DISBURSEMENTS AND BALANCES
For the Year Ending December 31, 2020

Department : OTHER EXECUTIVE OFFICES
 Agency : **PRESIDENTIAL LEGISLATIVE LIAISON OFFICE**
 Operating Unit :
 Organization Code : 26 035 000000
 Funding Source Code : 101

	Current Year Appropriations
	Supplemental Appropriations
X	Continuing Appropriations

Particulars	UACS CODE	Appropriations			Allotments				Current Year Obligations					Current Year Disbursements				Balances					
		Authorized Appropriation	Adjustments (Transfer To/From, Reassignment)	Adjusted Appropriations	Allotments Received	Adjustments (Withdrawal, Realignment)	Transfer To	Transfer From	Adjusted Total Allotments	1st Quarter ending March 31	2nd Quarter ending June 30	3rd Quarter ending Sept. 30	4th Quarter ending Dec. 31	Total	1st Quarter ending March 31	2nd Quarter ending June 30	3rd Quarter ending Sept. 30	4th Quarter ending Dec. 31	Total	Unreleased Appropriations	Unobligated Allotment	Unpaid Obligations (15-20) = (23+24)	
		3	4	5=(3+4)	6	7	8	9	10=[(6+(-)7)+8]	11	12	13	14	15=(11+12+13+14)	16	17	18	19	20=(16+17+18+19)	21=(5-10)	22=(10-15)	23	24
SUMMARY																							
A. AGENCY SPECIFIC BUDGET	01 1 01 101																						
Personnel Services		-	-	-	-	-	-	-	-	-	-	-	-	-	-	-	-	-	-	-	-	-	
Salaries and Wages																							
Salaries and Wages - Regular - Civilian	5-01-01-01-0-01	-	-	-	-	-	-	-	-	-	-	-	-	-	-	-	-	-	-	-	-	-	
Other Compensation																							
Personnel Economic Relief Allowance	5-01-02-01-0-01	-	-	-	-	-	-	-	-	-	-	-	-	-	-	-	-	-	-	-	-	-	
Representation Allowance	5-01-02-02-0-00	-	-	-	-	-	-	-	-	-	-	-	-	-	-	-	-	-	-	-	-	-	
Transportation Allowance	5-01-02-03-0-01	-	-	-	-	-	-	-	-	-	-	-	-	-	-	-	-	-	-	-	-	-	
Clothing Allowance	5-01-02-04-0-01	-	-	-	-	-	-	-	-	-	-	-	-	-	-	-	-	-	-	-	-	-	
Year-End Bonus	5-01-02-14-0-01	-	-	-	-	-	-	-	-	-	-	-	-	-	-	-	-	-	-	-	-	-	
Cash Gift	5-01-02-15-0-01	-	-	-	-	-	-	-	-	-	-	-	-	-	-	-	-	-	-	-	-	-	
C N A Incentive	5-01-02-99-0-11	-	-	-	-	-	-	-	-	-	-	-	-	-	-	-	-	-	-	-	-	-	
Step-Increment - Length of Service	5-01-02-99-0-10	-	-	-	-	-	-	-	-	-	-	-	-	-	-	-	-	-	-	-	-	-	
Step-Increment - Meritorious Performance	5-01-02-99-0-11	-	-	-	-	-	-	-	-	-	-	-	-	-	-	-	-	-	-	-	-	-	
Performance Enhancement Incentive	5-01-02-99-0-12	-	-	-	-	-	-	-	-	-	-	-	-	-	-	-	-	-	-	-	-	-	
Mid-Year Bonus	5-01-02-99-0-36	-	-	-	-	-	-	-	-	-	-	-	-	-	-	-	-	-	-	-	-	-	
Personnel Benefit Contributions																							
Pag-IBIG Contributions	5-01-03-02-0-01	-	-	-	-	-	-	-	-	-	-	-	-	-	-	-	-	-	-	-	-	-	
PHILHEALTH Contributions	5-01-03-03-0-01	-	-	-	-	-	-	-	-	-	-	-	-	-	-	-	-	-	-	-	-	-	
ECC Contributions	5-01-03-04-0-01	-	-	-	-	-	-	-	-	-	-	-	-	-	-	-	-	-	-	-	-	-	
Terminal Leave Benefit	5-01-04-03-0-01	-	-	-	-	-	-	-	-	-	-	-	-	-	-	-	-	-	-	-	-	-	
Other Personnel Benefits	5-01-04-99-0-99	-	-	-	-	-	-	-	-	-	-	-	-	-	-	-	-	-	-	-	-	-	
Administration of Personnel Benefits																							
Terminal Leave Benefits	5-01-04-99-0-11	-	-	-	-	-	-	-	-	-	-	-	-	-	-	-	-	-	-	-	-	-	
Maintenance and Other Operating Expenses		5,929,103.24	(3,692,754.73)	2,236,348.51	6,189,103.24	(3,952,754.73)			2,236,348.51	2,236,348.51	(739.29)		739.29	2,236,348.51	1,284,605.45	703,346.81	150,169.50	39,266.75	2,177,388.51			58,960.00	
Traveling Expenses																							
Traveling Expenses - Local	5-02-01-01-0-00	1,653,704.43	(1,157,580.77)	496,123.66	1,653,704.43	(1,157,580.77)	-	-	496,123.66	496,123.66	(739.29)	-	739.29	496,123.66	99,505.60	299,862.31	37,057.00	738.75	437,163.66	-	-	58,960.00	-
Traveling Expenses - Foreign	5-02-01-02-0-00	-	-	-	-	-	-	-	-	-	-	-	-	-	-	-	-	-	-	-	-	-	-
Training and Scholarship Expenses																							
Training Expenses	5-02-02-01-0-00	-	-	-	-	-	-	-	-	-	-	-	-	-	-	-	-	-	-	-	-	-	-
Supplies and Materials Expenses																							
Office Supplies Expenses	5-02-03-01-0-00	-	-	-	-	-	-	-	-	-	-	-	-	-	-	-	-	-	-	-	-	-	-
Fuel, Oil & Lubricants Expenses	5-02-03-09-0-00	208,606.85	(155,427.83)	53,179.02	208,606.85	(155,427.83)	-	-	53,179.02	53,179.02	-	-	-	53,179.02	53,179.02	-	-	-	-	-	-	53,179.02	-
Other Supplies and Materials Expenses	5-02-03-99-0-00	389,575.75	(389,575.75)	-	389,575.75	(389,575.75)	-	-	-	-	-	-	-	-	-	-	-	-	-	-	-	-	-
Utility Expenses																							
Water Expenses	5-02-04-01-0-00	39,000.00	(39,000.00)	-	39,000.00	(39,000.00)	-	-	-	-	-	-	-	-	-	-	-	-	-	-	-	-	-
Electricity Expenses	5-02-04-02-0-00	119,933.37	(119,933.37)	-	119,933.37	(119,933.37)	-	-	-	-	-	-	-	-	-	-	-	-	-	-	-	-	-

SUMMARY OF APPROPRIATIONS, ALLOTMENTS, OBLIGATIONS, DISBURSEMENTS AND BALANCES
For the Year Ending December 31, 2020

Department : OTHER EXECUTIVE OFFICES
 Agency : **PRESIDENTIAL LEGISLATIVE LIAISON OFFICE**
 Operating Unit :
 Organization Code : 26 035 000000
 Funding Source Code : 101

	Current Year Appropriations
	Supplemental Appropriations
X	Continuing Appropriations

Particulars	UACS CODE	Appropriations			Allotments			Current Year Obligations					Current Year Disbursements					Balances						
		Authorized Appropriation	Adjustments (Transfer To/From, Realignment)	Adjusted Appropriations	Allotments Received	Adjustments (Withdrawal, Realignment)	Transfer To	Transfer From	Adjusted Total Allotments	1st Quarter ending March 31	2nd Quarter ending June 30	3rd Quarter ending Sept. 30	4th Quarter ending Dec. 31	Total	1st Quarter ending March 31	2nd Quarter ending June 30	3rd Quarter ending Sept. 30	4th Quarter ending Dec. 31	Total	Unreleased Appropriations	Unobligated Allotment	Unpaid Obligations (15-20) = (23+24)		
																						Due and Demandable	Not Yet Due and Demandable	
1	2	3	4	5=(3+4)	6	7	8	9	10=(6+(-)7-8+9)	11	12	13	14	15=(11+12+13+14)	16	17	18	19	20=(16+17+18+19)	21=(5-10)	22=(10-15)	23	24	
Communication Expenses																								
Postage and Courier Services	5-02-05-01-0-00	-	-	-	-	-	-	-	-	-	-	-	-	-	-	-	-	-	-	-	-	-	-	-
Telephone Expenses - Mobile	5-02-05-02-0-01	253,471.36	(149,610.03)	103,861.33	253,471.36	(149,610.03)	-	-	103,861.33	103,861.33	-	-	-	103,861.33	103,861.33	-	-	-	-	-	-	-	-	-
Telephone Expenses - Landline	5-02-05-02-0-02	91,867.36	(64,913.13)	26,954.23	91,867.36	(64,913.13)	-	-	26,954.23	26,954.23	-	-	-	26,954.23	26,954.23	-	-	-	-	-	-	-	-	-
Internet Expenses	5-02-05-03-0-00	1,756,893.28	(1,611,442.30)	145,450.98	1,756,893.28	(1,611,442.30)	-	-	145,450.98	145,450.98	-	-	-	145,450.98	145,450.98	-	-	-	-	-	-	-	-	-
Cable, Satellite, Telegraph and Radio Expenses	5-02-05-04-0-00	16,661.82	(16,661.82)	-	16,661.82	(16,661.82)	-	-	-	-	-	-	-	-	-	-	-	-	-	-	-	-	-	-
Confidential, Intelligence and Extraordinary Expenses																								
Extraordinary & Miscellaneous Expenses	5-02-10-03-0-00	-	-	-	-	-	-	-	-	-	-	-	-	-	-	-	-	-	-	-	-	-	-	-
Professional Services																								
Legal Services	5-02-11-01-0-00	79.00	(79.00)	-	79.00	(79.00)	-	-	-	-	-	-	-	-	-	-	-	-	-	-	-	-	-	-
ICT Consultancy Services	5-02-11-03-0-01	480,000.00	(480,000.00)	-	480,000.00	(480,000.00)	-	-	-	-	-	-	-	-	-	-	-	-	-	-	-	-	-	-
Consultancy Services	5-02-11-03-0-02	27,547.26	22,452.74	50,000.00	27,547.26	22,452.74	-	-	50,000.00	50,000.00	-	-	-	50,000.00	-	50,000.00	-	-	-	-	-	-	-	-
Other Professional Services	5-02-11-99-0-00	153,987.28	(51,424.69)	102,562.59	153,987.28	(51,424.69)	-	-	102,562.59	102,562.59	-	-	-	102,562.59	102,562.59	-	-	-	-	-	-	-	-	-
General Services																								
Other General Services	5-02-12-99-0-00	30,000.00	(30,000.00)	-	30,000.00	(30,000.00)	-	-	-	-	-	-	-	-	-	-	-	-	-	-	-	-	-	-
Repairs and Maintenance																								
Repair and Maintenance - Office Equipment	5-02-13-05-0-02	-	-	-	-	-	-	-	-	-	-	-	-	-	-	-	-	-	-	-	-	-	-	-
Repair and Maintenance - IT Equipment & Software	5-02-13-05-0-03	-	-	-	-	-	-	-	-	-	-	-	-	-	-	-	-	-	-	-	-	-	-	-
Repair and Maintenance - Communication Equipment	5-02-13-05-0-07	-	-	-	-	-	-	-	-	-	-	-	-	-	-	-	-	-	-	-	-	-	-	-
Repair and Maintenance - Motor Vehicles	5-02-13-06-0-01	-	92,600.00	92,600.00	-	92,600.00	-	-	92,600.00	92,600.00	-	-	-	92,600.00	4,800.00	-	87,800.00	-	-	-	-	-	-	-
Repair and Maintenance - Furniture & Fixtures	5-02-13-07-0-00	-	-	-	-	-	-	-	-	-	-	-	-	-	-	-	-	-	-	-	-	-	-	-
Taxes, Insurance Premiums and Other Fees																								
Taxes, Duties & Licenses	5-02-15-01-0-01	-	-	-	-	-	-	-	-	-	-	-	-	-	-	-	-	-	-	-	-	-	-	-
Fidelity Bond Premiums	5-02-15-02-0-00	-	-	-	-	-	-	-	-	-	-	-	-	-	-	-	-	-	-	-	-	-	-	-
Insurance Expenses	5-02-15-03-0-00	-	-	-	-	-	-	-	-	-	-	-	-	-	-	-	-	-	-	-	-	-	-	-
Other Maintenance and Operating Expenses																								
Representation Expenses	5-02-99-03-0-00	-	629,552.89	629,552.89	260,000.00	369,552.89	-	-	629,552.89	629,552.89	-	-	-	629,552.89	212,227.89	353,484.50	25,312.50	38,528.00	629,552.89	-	-	-	-	-
Rent Expenses - Buildings and Structures	5-02-99-05-0-01	700,351.48	(173,487.67)	526,863.81	700,351.48	(173,487.67)	-	-	526,863.81	526,863.81	-	-	-	526,863.81	526,863.81	-	-	-	526,863.81	-	-	-	-	-
Rent Expenses - Equipments	5-02-99-05-0-04	-	9,200.00	9,200.00	-	9,200.00	-	-	9,200.00	9,200.00	-	-	-	9,200.00	9,200.00	-	-	-	9,200.00	-	-	-	-	-
Subscription Expenses	5-02-99-07-0-00	7,424.00	(7,424.00)	-	7,424.00	(7,424.00)	-	-	-	-	-	-	-	-	-	-	-	-	-	-	-	-	-	-
Donations	5-02-99-08-0-00	-	-	-	-	-	-	-	-	-	-	-	-	-	-	-	-	-	-	-	-	-	-	-
Other MOOE	5-02-99-99-0-99	-	-	-	-	-	-	-	-	-	-	-	-	-	-	-	-	-	-	-	-	-	-	-

SUMMARY OF APPROPRIATIONS, ALLOTMENTS, OBLIGATIONS, DISBURSEMENTS AND BALANCES
For the Year Ending December 31, 2020

Department : OTHER EXECUTIVE OFFICES
 Agency : **PRESIDENTIAL LEGISLATIVE LIAISON OFFICE**
 Operating Unit :
 Organization Code : 26 035 000000
 Funding Source Code : 101

	Current Year Appropriations
	Supplemental Appropriations
X	Continuing Appropriations





Particulars	UACS CODE	Appropriations			Allotments				Current Year Obligations					Current Year Disbursements					Balances				
		Authorized Appropriation	Adjustments (Transfer To/From, Realignment)	Adjusted Appropriations	Allotments Received	Adjustments (Withdrawal, Realignment)	Transfer To	Transfer From	Adjusted Total Allotments	1st Quarter ending March 31	2nd Quarter ending June 30	3rd Quarter ending Sept. 30	4th Quarter ending Dec. 31	Total	1st Quarter ending March 31	2nd Quarter ending June 30	3rd Quarter ending Sept. 30	4th Quarter ending Dec. 31	Total	Unreleased Appropriations	Unobligated Allotment	Unpaid Obligations (15-20) = (23+24)	
																						Due and Demandable	Not Yet Due and Demandable
1	2	3	4	5=(3+4)	6	7	8	9	10=(6+(-)7+8+9)	11	12	13	14	15=(11+12+13+14)	16	17	18	19	20=(16+17+18+19)	21=(5-10)	22=(10-15)	23	24
Capital Outlays		8,635,213.06	(5,322,186.00)	3,313,027.06	8,635,213.06	(5,322,186.00)	-	-	3,313,027.06	113,494.00	1,177,562.18	497,881.82	1,510,487.17	3,299,425.17	-	1,177,562.18	424,395.78	536,702.21	2,138,660.17	-	13,601.89	149,776.00	1,010,989.00
Machinery and Equipment																							
Office Equipment	5-06-04-05-0-02	20,000.00	113,494.00	133,494.00	20,000.00	113,494.00	-	-	133,494.00	113,494.00	-	-	20,000.00	133,494.00	-	-	113,494.00	-	113,494.00	-	-	20,000.00	-
ICT Equipment	5-06-04-05-0-03	3,089,531.06	-	3,089,531.06	3,089,531.06	-	-	-	3,089,531.06	-	1,177,562.18	497,881.82	1,402,490.17	3,077,934.17	-	1,177,562.18	310,901.78	536,702.21	2,025,166.17	-	11,596.89	129,776.00	922,992.00
Communication Equipment	5-06-04-05-0-07	72,502.00	-	72,502.00	72,502.00	-	-	-	72,502.00	-	-	-	70,497.00	70,497.00	-	-	-	-	-	-	-	2,005.00	70,497.00
Transportation Equipment																							
Motor Vehicles	5-06-04-06-0-01	5,435,680.00	(5,435,680.00)	-	5,435,680.00	(5,435,680.00)	-	-	-	-	-	-	-	-	-	-	-	-	-	-	-	-	-
Furniture, Fixtures and Books																							
Furniture & Fixtures	5-06-04-07-0-01	17,500.00	-	17,500.00	17,500.00	-	-	-	17,500.00	-	-	-	17,500.00	17,500.00	-	-	-	-	-	-	-	-	17,500.00
Sub-total, Agency Specific Budget		14,564,316.30	(9,014,940.73)	5,549,375.57	14,824,316.30	(9,274,940.73)	-	-	5,549,375.57	2,349,842.51	1,176,822.89	497,881.82	1,511,226.46	5,535,773.68	1,284,605.45	1,880,908.99	574,565.28	575,968.96	437,163.66	-	13,601.89	208,736.00	1,010,989.00
PS		-	-	-	-	-	-	-	-	-	-	-	-	-	-	-	-	-	437,163.66	-	-	-	-
MOOE		5,929,103.24	(3,692,754.73)	2,236,348.51	6,189,103.24	(3,952,754.73)	-	-	2,236,348.51	2,236,348.51	(739.29)	-	739.29	2,236,348.51	1,284,605.45	703,346.81	150,169.50	39,266.75	-	-	-	58,960.00	-
CO		8,635,213.06	(5,322,186.00)	3,313,027.06	8,635,213.06	(5,322,186.00)	-	-	3,313,027.06	113,494.00	1,177,562.18	497,881.82	1,510,487.17	3,299,425.17	-	1,177,562.18	424,395.78	536,702.21	-	-	13,601.89	149,776.00	1,010,989.00
B. AUTOMATIC APPROPRIATIONS	01 1 04 102																						
Retirement & Life Insurance Premiums	5-01-03-01-0-00	-	-	-	-	-	-	-	-	-	-	-	-	-	-	-	-	-	-	-	-	-	-
Sub-total, Automatic Appropriations																							
C. SPECIAL PURPOSE FUNDS																							
Miscellaneous and Personnel Benefit Fund	01 1 01 406																						
Personnel Services																							
A. General and Administration and Support Services																							
Salaries and Wages																							
Salaries and Wages - Regular - Civilian	5-01-01-01-0-01	-	-	-	-	-	-	-	-	-	-	-	-	-	-	-	-	-	-	-	-	-	-
Other Compensation																							
Personnel Economic Relief Allowance	5-01-02-01-0-01	-	-	-	-	-	-	-	-	-	-	-	-	-	-	-	-	-	-	-	-	-	-
Representation Allowance	5-01-02-02-0-00	-	-	-	-	-	-	-	-	-	-	-	-	-	-	-	-	-	-	-	-	-	-
Transportation Allowance	5-01-02-03-0-01	-	-	-	-	-	-	-	-	-	-	-	-	-	-	-	-	-	-	-	-	-	-
Clothing Allowance	5-01-02-04-0-01	-	-	-	-	-	-	-	-	-	-	-	-	-	-	-	-	-	-	-	-	-	-
Year-End Bonus	5-01-02-14-0-01	-	-	-	-	-	-	-	-	-	-	-	-	-	-	-	-	-	-	-	-	-	-
Cash Gift	5-01-02-15-0-01	-	-	-	-	-	-	-	-	-	-	-	-	-	-	-	-	-	-	-	-	-	-

SUMMARY OF APPROPRIATIONS, ALLOTMENTS, OBLIGATIONS, DISBURSEMENTS AND BALANCES
For the Year Ending December 31, 2020

Department : OTHER EXECUTIVE OFFICES
 Agency : **PRESIDENTIAL LEGISLATIVE LIAISON OFFICE**
 Operating Unit :
 Organization Code : 26 035 000000
 Funding Source Code : 101

	Current Year Appropriations
	Supplemental Appropriations
X	Continuing Appropriations

Particulars	UACS CODE	Appropriations			Allotments			Current Year Obligations					Current Year Disbursements					Balances					
		Authorized Appropriation	Adjustments (Transfer To/From, Reassignment)	Adjusted Appropriations	Allotments Received	Adjustments (Withdrawal, Reassignment)	Transfer To	Transfer From	Adjusted Total Allotments	1st Quarter ending March 31	2nd Quarter ending June 30	3rd Quarter ending Sept. 30	4th Quarter ending Dec. 31	Total	1st Quarter ending March 31	2nd Quarter ending June 30	3rd Quarter ending Sept. 30	4th Quarter ending Dec. 31	Total	Unreleased Appropriations	Unobligated Allotment	Unpaid Obligations (15-20) = (23+24)	
		3	4	5=(3+4)	6	7	8	9	10=[(6+(-)7)-8+9]	11	12	13	14	15=(11+12+13+14)	16	17	18	19	20=(16+17+18+19)	21=(5-10)	22=(10-15)	23	24
C N A Incentive	5-01-02-99-0-11	-	-	-	-	-	-	-	-	-	-	-	-	-	-	-	-	-	-	-	-	-	-
Step-Increment - Length of Service	5-01-02-99-0-10	-	-	-	-	-	-	-	-	-	-	-	-	-	-	-	-	-	-	-	-	-	-
Step-Increment - Meritorious Performance	5-01-02-99-0-11	-	-	-	-	-	-	-	-	-	-	-	-	-	-	-	-	-	-	-	-	-	-
Performance Enhancement Incentive	5-01-02-99-0-12	-	-	-	-	-	-	-	-	-	-	-	-	-	-	-	-	-	-	-	-	-	-
Performance-Based Bonus	5-01-02-99-0-14	-	-	-	-	-	-	-	-	-	-	-	-	-	-	-	-	-	-	-	-	-	-
Mid-year Bonus	5-01-02-99-0-36	-	-	-	-	-	-	-	-	-	-	-	-	-	-	-	-	-	-	-	-	-	-
Personnel Benefit Contributions																							
Pag-IBIG Contributions	5-01-03-02-0-01	-	-	-	-	-	-	-	-	-	-	-	-	-	-	-	-	-	-	-	-	-	-
PHILHEALTH Contributions	5-01-03-03-0-01	-	-	-	-	-	-	-	-	-	-	-	-	-	-	-	-	-	-	-	-	-	-
ECC Contributions	5-01-03-04-0-01	-	-	-	-	-	-	-	-	-	-	-	-	-	-	-	-	-	-	-	-	-	-
Other Personnel Benefits	5-01-04-99-0-99	-	-	-	-	-	-	-	-	-	-	-	-	-	-	-	-	-	-	-	-	-	-
Pension and Gratuity Fund	01 1 01 407	-	-	-	-	-	-	-	-	-	-	-	-	-	-	-	-	-	-	-	-	-	-
Personnel Services																							
A. General and Administration and Support Services																							
Terminal Leave Benefit-Civilian	5-01-04-99-0-98	-	-	-	-	-	-	-	-	-	-	-	-	-	-	-	-	-	-	-	-	-	-
Sub-total, Special Purpose Fund		-	-	-	-	-	-	-	-	-	-	-	-	-	-	-	-	-	-	-	-	-	-
GRAND TOTAL		14,564,316.30	(9,014,940.73)	5,549,375.57	14,824,316.30	(9,274,940.73)			5,549,375.57	2,349,842.51	1,176,822.89	497,881.82	1,511,226.46	5,535,773.68	1,284,605.45	1,880,908.99	574,565.28	575,968.96	4,316,048.68		13,601.89	208,736.00	1,010,989.00

Certified Correct:  FRANCES IRENE A. SAGUIDIT Administrative Officer V/Acting Budget Officer Date:	Certified Correct:  PATRICIA A. DEKIT DLLS/Acting Chief Accountant Date:	Recommending Approval:  GUADALUPE O. MACEDA DLLS/Officer-in-Charge, AFMD Date:	Approved By:  SEC. ADELINO B. SITOY, LLB, LLM Presidential Adviser on Legislative Affairs and Head, PLLO Date:
---	---	--	--