



STATEMENT OF APPROPRIATIONS, ALLOTMENTS, OBLIGATIONS, DISBURSEMENTS AND BALANCES  
For the Quarter Ending March 31, 2019

Department : OTHER EXECUTIVE OFFICES  
 Agency : **PRESIDENTIAL LEGISLATIVE LIAISON OFFICE**  
 Operating Unit :  
 Organization Code : 26 035 000000  
 Funding Source Code : 101

X Current Year Appropriations  
  Supplemental Appropriations  
  Continuing Appropriations

Particulars	UACS CODE	Appropriations			Allotments				Current Year Obligations					Current Year Disbursements					Balances					
		Authorized Appropriation	Adjustments (Transfer To/From, Reassignment)	Adjusted Appropriations	Allotments Received	Adjustments (Withdrawal, Reassignment)	Transfer To	Transfer From	Adjusted Total Allotments	1st Quarter ending March 31	2nd Quarter ending June 30	3rd Quarter ending Sept. 30	4th Quarter ending Dec. 31	Total	1st Quarter ending March 31	2nd Quarter ending June 30	3rd Quarter ending Sept. 30	4th Quarter ending Dec. 31	Total	Unreleased Appropriations	Unobligated Allotment	Unpaid Obligations (15-20) = (23+24)		
		3	4	5=(3+4)	6	7	8	9	10=[(6+(-7))-8+9]	11	12	13	14	15= (11+12+13+14)	16	17	18	19	20= (16+17+18+19)	21= (5-10)	22= (10-15)	23	24	
<b>Confidential, Intelligence and Extraordinary Expenses</b>																								
Extraordinary & Miscellaneous Expenses	5-02-10-03-0-00	-	-	-	-	-	-	-	-	341,200.00	-	-	-	341,200.00	298,200.00	-	-	-	-	298,200.00	-	(341,200.00)	43,000.00	-
<b>Professional Services</b>																								
Legal Services	5-02-11-01-0-00	-	-	-	-	-	-	-	-	-	-	-	-	-	-	-	-	-	-	-	-	-	-	-
ICT Consultancy Services	5-02-11-03-0-01	-	-	-	-	-	-	-	-	-	-	-	-	-	-	-	-	-	-	-	-	-	-	-
Consultancy Services	5-02-11-03-0-02	-	-	-	-	-	-	-	-	77,419.35	-	-	-	77,419.35	77,419.35	-	-	-	-	77,419.35	-	(77,419.35)	-	-
Other Professional Services	5-02-11-99-0-00	-	-	-	-	-	-	-	-	1,695,393.28	-	-	-	1,695,393.28	1,645,427.05	-	-	-	-	1,645,427.05	-	(1,695,393.28)	49,966.23	-
<b>General Services</b>																								
Other General Services	5-02-12-99-0-00	-	-	-	-	-	-	-	-	72,580.64	-	-	-	72,580.64	72,580.64	-	-	-	-	72,580.64	-	(72,580.64)	-	-
<b>Repairs and Maintenance</b>																								
Repair and Maintenance - Office Equipment	5-02-13-05-0-02	-	-	-	-	-	-	-	-	-	-	-	-	-	-	-	-	-	-	-	-	-	-	-
Repair and Maintenance - IT Equipment & Software	5-02-13-05-0-03	-	-	-	-	-	-	-	-	-	-	-	-	-	-	-	-	-	-	-	-	-	-	-
Repair and Maintenance - Communication Equip	5-02-13-05-0-07	-	-	-	-	-	-	-	-	-	-	-	-	-	-	-	-	-	-	-	-	-	-	-
Repair and Maintenance - Motor Vehicles	5-02-13-06-0-01	-	-	-	-	-	-	-	-	-	-	-	-	-	-	-	-	-	-	-	-	-	-	-
Repair and Maintenance - Furniture & Fixtures	5-02-13-07-0-00	-	-	-	-	-	-	-	-	11,340.00	-	-	-	11,340.00	-	-	-	-	-	-	-	(11,340.00)	11,340.00	-
<b>Taxes, Insurance Premiums and Other Fees</b>																								
Taxes, Duties & Licenses	5-02-15-01-0-01	-	-	-	-	-	-	-	-	-	-	-	-	-	-	-	-	-	-	-	-	-	-	-
Fidelity Bond Premiums	5-02-15-02-0-00	-	-	-	-	-	-	-	-	12,206.25	-	-	-	12,206.25	12,206.25	-	-	-	-	12,206.25	-	(12,206.25)	-	-
Insurance Expenses	5-02-15-03-0-00	-	-	-	-	-	-	-	-	17,083.22	-	-	-	17,083.22	17,083.22	-	-	-	-	17,083.22	-	(17,083.22)	-	-
<b>Other Maintenance and Operating Expenses</b>																								
Representation Expenses	5-02-99-03-0-00	-	-	-	-	-	-	-	-	1,219,099.36	-	-	-	1,219,099.36	413,134.57	-	-	-	-	413,134.57	-	(1,219,099.36)	805,964.79	-
Rent Expenses - Buildings and Structures	5-02-99-05-0-01	-	-	-	-	-	-	-	-	98,823.52	-	-	-	98,823.52	-	-	-	-	-	-	-	(98,823.52)	98,823.52	-
Rent Expenses - Equipments	5-02-99-05-0-04	-	-	-	-	-	-	-	-	11,120.00	-	-	-	11,120.00	11,120.00	-	-	-	-	11,120.00	-	(11,120.00)	-	-
Subscription Expenses	5-02-99-07-0-00	-	-	-	-	-	-	-	-	1,480.00	-	-	-	1,480.00	1,480.00	-	-	-	-	1,480.00	-	(1,480.00)	-	-
Donations	5-02-99-08-0-00	-	-	-	-	-	-	-	-	-	-	-	-	-	-	-	-	-	-	-	-	-	-	-
Other MOOE	5-02-99-99-0-99	-	-	-	-	-	-	-	-	297,797.87	-	-	-	297,797.87	295,548.07	-	-	-	-	295,548.07	-	(297,797.87)	2,251.80	-
<b>Capital Outlays</b>																								
<b>Machinery and Equipment</b>																								
Office Equipment	5-06-04-05-0-02	-	-	-	-	-	-	-	-	-	-	-	-	-	-	-	-	-	-	-	-	-	-	-
ICT Equipment	5-06-04-05-0-03	-	-	-	-	-	-	-	-	-	-	-	-	-	-	-	-	-	-	-	-	-	-	-
Printing Equipment	5-06-04-05-0-12	-	-	-	-	-	-	-	-	-	-	-	-	-	-	-	-	-	-	-	-	-	-	-
Communication Equipment	5-06-04-05-0-07	-	-	-	-	-	-	-	-	-	-	-	-	-	-	-	-	-	-	-	-	-	-	-
<b>Transportation Equipment</b>																								
Motor Vehicles	5-06-04-06-0-01	-	-	-	-	-	-	-	-	-	-	-	-	-	-	-	-	-	-	-	-	-	-	-
<b>Furniture, Fixtures and Books</b>																								
Furniture & Fixtures	5-06-04-07-0-01	-	-	-	-	-	-	-	-	-	-	-	-	-	-	-	-	-	-	-	-	-	-	-
<b>Sub-total, Agency Specific Budget</b>										<b>14,221,377.00</b>				<b>14,221,377.00</b>	<b>12,800,824.34</b>					<b>12,800,824.34</b>		<b>(14,221,377.00)</b>	<b>1,420,552.66</b>	
PS										8,412,720.37				8,412,720.37	8,412,720.37					8,412,720.37		(8,412,720.37)		
MOOE										5,806,656.63				5,806,656.63	4,388,103.97					4,388,103.97		(5,806,656.63)	1,420,552.66	
CO										-				-						-		-	-	

STATEMENT OF APPROPRIATIONS, ALLOTMENTS, OBLIGATIONS, DISBURSEMENTS AND BALANCES  
For the Quarter Ending March 31, 2019

Department : OTHER EXECUTIVE OFFICES  
 Agency : **PRESIDENTIAL LEGISLATIVE LIAISON OFFICE**  
 Operating Unit :  
 Organization Code : 26 035 000000  
 Funding Source Code : 101

X	Current Year Appropriations
	Supplemental Appropriations
	Continuing Appropriations

Particulars	UACS CODE	Appropriations			Allotments				Current Year Obligations					Current Year Disbursements					Balances						
		Authorized Appropriation	Adjustments (Transfer To/From, Reassignment)	Adjusted Appropriations	Allotments Received	Adjustments (Withdrawal, Reassignment)	Transfer To	Transfer From	Adjusted Total Allotments	1st Quarter ending March 31	2nd Quarter ending June 30	3rd Quarter ending Sept. 30	4th Quarter ending Dec. 31	Total	1st Quarter ending March 31	2nd Quarter ending June 30	3rd Quarter ending Sept. 30	4th Quarter ending Dec. 31	Total	Unreleased Appropriations	Unobligated Allotment	Unpaid Obligations (16-20) = (23+24)			
		3	4	5=(3+4)	6	7	8	9	10=(6+(-17)-8+9)	11	12	13	14	15= (11+12+13+14)	16	17	18	19	20= (16+17+18+19)	21= (5-10)	22= (10-15)	23	24		
<b>B. AUTOMATIC APPROPRIATIONS</b>	01 1 04 102																								
Retirement & Life Insurance Premiums	5-01-03-01-0-00	-	-	-	-	-	-	-	-	770,472.31	-	-	-	770,472.31	770,472.31	-	-	-	770,472.31	-	(770,472.31)	-	-		
Sub-total, Automatic Appropriations		-	-	-	-	-	-	-	-	770,472.31	-	-	-	770,472.31	770,472.31	-	-	-	770,472.31	-	(770,472.31)	-	-		
<b>C. SPECIAL PURPOSE FUNDS</b>	01 1 01 406																								
Miscellaneous and Personnel Benefit Fund																									
Personnel Services																									
<b>A. General and Administration and Support Services</b>																									
Salaries and Wages																									
Salaries and Wages - Regular - Civilian	5-01-01-01-0-01	-	-	-	-	-	-	-	-	-	-	-	-	-	-	-	-	-	-	-	-	-	-	-	-
Other Compensation																									
Personnel Economic Relief Allowance	5-01-02-01-0-01	-	-	-	-	-	-	-	-	-	-	-	-	-	-	-	-	-	-	-	-	-	-	-	-
Representation Allowance	5-01-02-02-0-00	-	-	-	-	-	-	-	-	-	-	-	-	-	-	-	-	-	-	-	-	-	-	-	-
Transportation Allowance	5-01-02-03-0-01	-	-	-	-	-	-	-	-	-	-	-	-	-	-	-	-	-	-	-	-	-	-	-	-
Clothing Allowance	5-01-02-04-0-01	-	-	-	-	-	-	-	-	-	-	-	-	-	-	-	-	-	-	-	-	-	-	-	-
Year-End Bonus	5-01-02-14-0-01	-	-	-	-	-	-	-	-	-	-	-	-	-	-	-	-	-	-	-	-	-	-	-	-
Cash Gift	5-01-02-15-0-01	-	-	-	-	-	-	-	-	-	-	-	-	-	-	-	-	-	-	-	-	-	-	-	-
C N A Incentive	5-01-02-99-0-11	-	-	-	-	-	-	-	-	-	-	-	-	-	-	-	-	-	-	-	-	-	-	-	-
Step-Increment - Length of Service	5-01-02-99-0-10	-	-	-	-	-	-	-	-	-	-	-	-	-	-	-	-	-	-	-	-	-	-	-	-
Step-Increment - Meritorious Performance	5-01-02-99-0-11	-	-	-	-	-	-	-	-	-	-	-	-	-	-	-	-	-	-	-	-	-	-	-	-
Performance Enhancement Incentive	5-01-02-99-0-12	-	-	-	-	-	-	-	-	-	-	-	-	-	-	-	-	-	-	-	-	-	-	-	-
Performance-Based Bonus	5-01-02-99-0-14	-	-	-	-	-	-	-	-	-	-	-	-	-	-	-	-	-	-	-	-	-	-	-	-
Mid-year Bonus	5-01-02-99-0-36	-	-	-	-	-	-	-	-	-	-	-	-	-	-	-	-	-	-	-	-	-	-	-	-
Personnel Benefit Contributions																									
Pag-IBIG Contributions	5-01-03-02-0-01	-	-	-	-	-	-	-	-	-	-	-	-	-	-	-	-	-	-	-	-	-	-	-	-
PHILHEALTH Contributions	5-01-03-03-0-01	-	-	-	-	-	-	-	-	-	-	-	-	-	-	-	-	-	-	-	-	-	-	-	-
ECC Contributions	5-01-03-04-0-01	-	-	-	-	-	-	-	-	-	-	-	-	-	-	-	-	-	-	-	-	-	-	-	-
Other Personnel Benefits	5-01-04-99-0-99	-	-	-	-	-	-	-	-	-	-	-	-	-	-	-	-	-	-	-	-	-	-	-	-


*[Handwritten signature]*

STATEMENT OF APPROPRIATIONS, ALLOTMENTS, OBLIGATIONS, DISBURSEMENTS AND BALANCES  
For the Quarter Ending March 31, 2019


Department : OTHER EXECUTIVE OFFICES  
 Agency : **PRESIDENTIAL LEGISLATIVE LIAISON OFFICE**  
 Operating Unit :  
 Organization Code : 26 035 000000  
 Funding Source Code : 101

X	Current Year Appropriations
	Supplemental Appropriations
	Continuing Appropriations

Particulars	UACS CODE	Appropriations			Allotments				Current Year Obligations					Current Year Disbursements					Balances					
		Authorized Appropriation	Adjustments (Transfer To/From, Realignment)	Adjusted Appropriations	Allotments Received	Adjustments (Withdrawal, Realignment)	Transfer To	Transfer From	Adjusted Total Allotments	1st Quarter ending March 31	2nd Quarter ending June 30	3rd Quarter ending Sept. 30	4th Quarter ending Dec. 31	Total	1st Quarter ending March 31	2nd Quarter ending June 30	3rd Quarter ending Sept. 30	4th Quarter ending Dec. 31	Total	Unreleased Appropriations	Unobligated Allotment	Unpaid Obligations (18-20) = (23+24)		
																						Due and Demandable	Not Yet Due and Demandable	
1	2	3	4	5=(3+4)	6	7	8	9	10=(8+(-17)-8+9)	11	12	13	14	15=(11+12+13+14)	16	17	18	19	20=(16+17+18+19)	21=(5-10)	22=(10-15)	23	24	
Pension and Gratuity Fund	01 1 01 407																							
Personnel Services																								
A. General and Administration and Support Services																								
Terminal Leave Benefit-Civilian	5-01-04-99-0-99																							
Sub-total, Special Purpose Fund																								
<b>GRAND TOTAL</b>										14,991,849.31				14,991,849.31	13,571,796.65				13,571,796.65		(14,991,849.31)	1,420,552.65		

Certified Correct:  
  
 FRANCES IRENE A. SAGUGUIT  
 Administrative Officer V (Budget Officer)  
 Date: April 12, 2019

Certified Correct:  
  
 PATRICIA A. DEKIT  
 DLLS/Acting Chief Accountant  
 Date:

Recommending Approval:  
  
 CYNTHIA A. CUARENTA  
 Head Executive Assistant/Acting Chief Administrative Officer  
 Date:

Approved By:  
  
 SEC. ADELINO B. SITOR, LLB, LLM  
 Presidential Adviser on Legislative Affairs and Head, PLLO  
 Date:



SUMMARY OF APPROPRIATIONS, ALLOTMENTS, OBLIGATIONS, DISBURSEMENTS AND BALANCES  
For the Quarter Ending March 31, 2019

Department : OTHER EXECUTIVE OFFICES  
 Agency : **PRESIDENTIAL LEGISLATIVE LIAISON OFFICE**  
 Operating Unit :  
 Organization Code : 26 035 000000  
 Funding Source Code : 101

	Current Year Appropriations
	Supplemental Appropriations
X	Continuing Appropriations

Particulars	UACS CODE	Appropriations				Allotments				Current Year Obligations					Current Year Disbursements					Balances																								
		Authorized Appropriation	Adjustments (Transfer To)/From, Realignment	Adjusted Appropriations	Allotments Received	Adjustments (Withdrawal, Realignment)	Transfer To	Transfer From	Adjusted Total Allotments	1st Quarter ending March 31	2nd Quarter ending June 30	3rd Quarter ending Sept. 30	4th Quarter ending Dec. 31	Total	1st Quarter ending March 31	2nd Quarter ending June 30	3rd Quarter ending Sept. 30	4th Quarter ending Dec. 31	Total	Unreleased Appropriations	Unobligated Allotment	Unpaid Obligations (15-20) = (23+24)																						
		3	4	5=(3+4)	6	7	8	9	10=([6+(-17)-8+9]	11	12	13	14	15= (11+12+13+14)	16	17	18	19	20= (16+17+18+19)	21= (5-10)	22= (10-15)	23	24																					
<b>Confidential, Intelligence and Extraordinary Expenses</b>																																												
Extraordinary & Miscellaneous Expenses	5-02-10-03-0-00	-	-	-	-	-	-	-	-	-	-	-	-	-	-	-	-	-	-	-	-	-																						
<b>Professional Services</b>																																												
Legal Services	5-02-11-01-0-00	-	-	-	-	-	-	-	-	-	-	-	-	-	-	-	-	-	-	-	-	-																						
ICT Consultancy Services	5-02-11-03-0-01	-	-	-	-	-	-	-	-	-	-	-	-	-	-	-	-	-	-	-	-	-																						
Consultancy Services	5-02-11-03-0-02	-	-	-	-	-	-	-	-	-	-	-	-	-	-	-	-	-	-	-	-	-																						
Other Professional Services	5-02-11-99-0-00	-	-	-	-	-	-	-	-	-	-	-	-	-	-	-	-	-	-	-	-	-																						
<b>General Services</b>																																												
Other General Services	5-02-12-99-0-00	-	-	-	-	-	-	-	-	-	-	-	-	-	-	-	-	-	-	-	-	-																						
<b>Repairs and Maintenance</b>																																												
Repair and Maintenance - Office Equipment	5-02-13-05-0-02	-	-	-	-	-	-	-	-	-	-	-	-	-	-	-	-	-	-	-	-	-																						
Repair and Maintenance - IT Equipment & Software	5-02-13-05-0-03	-	-	-	-	-	-	-	-	-	-	-	-	-	-	-	-	-	-	-	-	-																						
Repair and Maintenance - Communication Equipment	5-02-13-05-0-07	-	-	-	-	-	-	-	-	-	-	-	-	-	-	-	-	-	-	-	-	-																						
Repair and Maintenance - Motor Vehicles	5-02-13-06-0-01	-	175,967.14	175,967.14	-	175,967.14	-	-	175,967.14	-	-	-	-	-	-	-	-	-	-	-	175,967.14	-																						
Repair and Maintenance - Furniture & Fixtures	5-02-13-07-0-00	-	-	-	-	-	-	-	-	-	-	-	-	-	-	-	-	-	-	-	-	-																						
<b>Taxes, Insurance Premiums and Other Fees</b>																																												
Taxes, Duties & Licenses	5-02-15-01-0-01	-	-	-	-	-	-	-	-	-	-	-	-	-	-	-	-	-	-	-	-	-																						
Fidelity Bond Premiums	5-02-15-02-0-00	-	-	-	-	-	-	-	-	-	-	-	-	-	-	-	-	-	-	-	-	-																						
Insurance Expenses	5-02-15-03-0-00	-	-	-	-	-	-	-	-	-	-	-	-	-	-	-	-	-	-	-	-	-																						
<b>Other Maintenance and Operating Expenses</b>																																												
Representation Expenses	5-02-99-03-0-00	-	502,343.79	502,343.79	-	502,343.79	-	-	502,343.79	502,343.79	-	-	-	502,343.79	452,636.30	-	-	-	-	-	452,636.30	-	49,707.49																					
Rent Expenses - Buildings and Structures	5-02-99-05-0-01	8,957.50	40,683.14	49,640.64	8,957.50	40,683.14	-	-	49,640.64	49,640.64	-	-	-	49,640.64	49,640.64	-	-	-	-	49,640.64	-	-																						
Rent Expenses - Equipments	5-02-99-05-0-04	113,313.75	(113,313.75)	-	113,313.75	(113,313.75)	-	-	-	-	-	-	-	-	-	-	-	-	-	-	-	-																						
Subscription Expenses	5-02-99-07-0-00	11,945.50	(8,837.50)	3,108.00	11,945.50	(8,837.50)	-	-	3,108.00	3,108.00	-	-	-	3,108.00	3,108.00	-	-	-	-	3,108.00	-	-																						
Donations	5-02-99-08-0-00	-	-	-	-	-	-	-	-	-	-	-	-	-	-	-	-	-	-	-	-	-																						
Other MOOE	5-02-99-99-0-99	-	-	-	-	-	-	-	-	-	-	-	-	-	-	-	-	-	-	-	-	-																						
<b>Capital Outlays</b>		<b>171,823.43</b>		<b>171,823.43</b>	<b>171,823.43</b>				<b>171,823.43</b>	<b>170,779.52</b>				<b>170,779.52</b>	<b>142,779.52</b>					<b>142,779.52</b>		<b>1,043.91</b>	<b>28,000.00</b>																					
<b>Machinery and Equipment</b>																																												
Office Equipment	5-06-04-05-0-02	24,000.00	23,659.91	47,659.91	24,000.00	23,659.91	-	-	47,659.91	46,616.00	-	-	-	46,616.00	-	-	-	-	-	-	-	1,043.91	46,616.00																					
ICT Equipment	5-06-04-05-0-03	110,218.39	13,945.13	124,163.52	110,218.39	13,945.13	-	-	124,163.52	124,163.52	-	-	-	124,163.52	142,779.52	-	-	-	-	142,779.52	-	(18,616.00)	-																					
Printing Equipment	5-06-04-05-0-12	-	-	-	-	-	-	-	-	-	-	-	-	-	-	-	-	-	-	-	-	-	-																					
Communication Equipment	5-06-04-05-0-07	-	-	-	-	-	-	-	-	-	-	-	-	-	-	-	-	-	-	-	-	-	-																					
<b>Transportation Equipment</b>																																												
Motor Vehicles	5-06-04-06-0-01	34,333.33	(34,333.33)	-	34,333.33	(34,333.33)	-	-	-	-	-	-	-	-	-	-	-	-	-	-	-	-	-																					
<b>Furniture, Fixtures and Books</b>																																												
Furniture & Fixtures	5-06-04-07-0-01	3,271.71	(3,271.71)	-	3,271.71	(3,271.71)	-	-	-	-	-	-	-	-	-	-	-	-	-	-	-	-	-																					
<b>Sub-total, Agency Specific Budget</b>		<b>1,473,983.27</b>	<b>0.00</b>	<b>1,473,983.27</b>	<b>1,473,983.27</b>	<b>0.00</b>			<b>1,473,983.27</b>	<b>1,129,386.62</b>				<b>1,129,386.62</b>	<b>916,044.28</b>							<b>344,596.65</b>	<b>213,342.34</b>																					
PS		-	-	-	-	-	-	-	-	-	-	-	-	-	-	-	-	-	-	-	-	-	-																					
MOOE		1,302,159.84	0.00	1,302,159.84	1,302,159.84	0.00	-	-	1,302,159.84	958,607.10	-	-	-	958,607.10	773,264.78	-	-	-	-	-	-	343,552.74	185,342.34																					
CO		171,823.43	-	171,823.43	171,823.43	-	-	-	171,823.43	170,779.52	-	-	-	170,779.52	142,779.52	-	-	-	-	-	-	1,043.91	28,000.00																					




SUMMARY OF APPROPRIATIONS, ALLOTMENTS, OBLIGATIONS, DISBURSEMENTS AND BALANCES  
For the Quarter Ending March 31, 2019

Department : OTHER EXECUTIVE OFFICES  
 Agency : **PRESIDENTIAL LEGISLATIVE LIAISON OFFICE**  
 Operating Unit :  
 Organization Code : 26 035 000000  
 Funding Source Code : 101

	Current Year Appropriations
	Supplemental Appropriations
X	Continuing Appropriations

Particulars	UACS CODE	Appropriations			Allotments		Current Year Obligations							Current Year Disbursements				Balances						
		Authorized Appropriation	Adjustments (To/From, Realignment)	Adjusted Appropriations	Allotments Received	Adjustments (Withdrawal, Realignment)	Transfer To	Transfer From	Adjusted Total Allotments	1st Quarter ending March 31	2nd Quarter ending June 30	3rd Quarter ending Sept. 30	4th Quarter ending Dec. 31	Total	1st Quarter ending March 31	2nd Quarter ending June 30	3rd Quarter ending Sept. 30	4th Quarter ending Dec. 31	Total	Unreleased Appropriations	Unobligated Allotment	Unpaid Obligations (15-20) + (23+24)		
																						Due and Demandable	Not Yet Due and Demandable	
1	2	3	4	5=(3+4)	6	7	8	9	10=(8+(17)+9)	11	12	13	14	15=(11+12+13+14)	16	17	18	19	20=(16+17+18+19)	21=(5-10)	22=(10-15)	23	24	
Pension and Gratuity Fund	01 1 01 407																							
Personnel Services																								
A. General and Administration and Support Services																								
Terminal Leave Benefit-Civilian	5-01-04-99-0-98																							
Sub-total, Special Purpose Fund																								
<b>GRAND TOTAL</b>		1,473,983.27	0.00	1,473,983.27	1,473,983.27	0.00			1,473,983.27	1,129,286.67				1,129,286.67	916,044.28				916,044.28		344,596.65	213,342.34		

Certified Correct:  
  
 FRANCES IRENE A. SAGUJIGUIT  
 Administrative Officer / Acting Budget Officer  
 Date: April 12, 2019

Certified Correct:  
  
 PATRICIA A. DEKIT  
 DLLS/Acting Chief Accountant  
 Date:

Recommending Approval:  
  
 CYNTHIA A. CUARENTA  
 Head Executive Assistant/Acting Chief Administrative Officer  
 Date:

Approved By:  
  
 SEC. ADELIN B. STO, LEB, LLM  
 Presidential Adviser on Legislative Affairs and Head, PLLO  
 Date: