

STATEMENT OF APPROPRIATIONS, ALLOTMENTS, OBLIGATIONS, DISBURSEMENTS AND BALANCES
As at the Quarter Ending September 30, 2022

Department : Other Executive Offices
 Agency/Entity : Presidential Legislative Liaison Office
 Operating Unit : < not applicable >
 Organization Code (UACS) : 26 035 0000000
 Fund Cluster : 01 Regular Agency Fund
 (e.g. UACS Fund Cluster: 01-Regular Agency Fund, 02-Foreign Assisted Projects Fund, 03-Special Account-Locally Funded/Domestic Grants Fund, and 04-Special Account-Foreign Assisted/Foreign Grants Fund)

X	Current Year Appropriations
	Supplemental Appropriations
	Continuing Appropriations

Particulars	UACS CODE	Appropriations			Allotments			Current Year Obligations					Current Year Disbursements				Balances						
		Authorized Appropriations	Adjustments (Transfers/From/Modifications/ Augmentations)	Adjusted Appropriations	Allotments Received	Adjustments (Reductions/Modifications/Augmentations)	Transfer To	Transfer From	Adjusted Total Allotments	1st Quarter Ending March 31	2nd Quarter Ending June 30	3rd Quarter Ending Sept. 30	4th Quarter Ending Dec. 31	TOTAL	1st Quarter Ending March 31	2nd Quarter Ending June 30	3rd Quarter Ending Sept. 30	4th Quarter Ending Dec. 31	TOTAL	Unreleased Appro	Unobligated Allotments	Unpaid Obligations (15-20)+(23+24)	Not Yet Due and Demandable
1	2	3	4	5=(3+4)	6	7	8	9	10=[(6+)-(7)-8+9]	11	12	13	14	15=(11+12+13+14)	16	17	18	19	20=(16+17+18+19)	21	22	23	24
Agency Spec. Ac. Budget		119,832,000.00	0.00	119,832,000.00	119,832,000.00	0.00	0.00	0.00	119,832,000.00	18,175,442.16	24,627,702.91	11,043,415.88	0.00	53,826,561.11	15,420,533.00	25,217,111.80	11,107,699.84	0.00	51,754,345.58	0.00	66,055,438.89	2,072,215.25	0.00
General Administration and Support	1000000000000000	38,504,000.00	0.00	38,504,000.00	38,504,000.00	0.00	0.00	0.00	38,504,000.00	6,929,700.83	7,700,613.34	1,579,895.84	0.00	16,210,210.00	5,707,589.10	6,574,663.74	1,816,733.41	0.00	16,098,986.24	0.00	22,293,783.84	111,232.72	0.00
General Management and Supervision	100000100001000	34,179,000.00	0.00	34,179,000.00	34,179,000.00	0.00	0.00	0.00	34,179,000.00	6,029,700.83	7,376,942.61	1,579,895.85	0.00	15,886,543.33	5,707,589.10	6,250,503.01	1,816,733.41	0.00	15,774,912.61	0.00	18,292,854.67	111,232.72	0.00
PS		18,462,000.00	0.00	18,462,000.00	18,462,000.00	0.00	0.00	0.00	18,462,000.00	4,047,538.68	5,050,864.48	1,074,025.40	0.00	10,172,428.56	4,044,338.68	5,054,964.48	1,074,025.42	0.00	10,172,428.56	0.00	9,289,541.44	0.00	0.00
MOOE		15,717,000.00	0.00	15,717,000.00	15,717,000.00	0.00	0.00	0.00	15,717,000.00	2,882,168.15	2,325,678.17	565,840.45	0.00	5,713,686.77	1,663,250.51	3,199,528.50	742,675.01	0.00	5,602,454.02	0.00	19,003,313.23	111,232.72	0.00
Administration of Personnel Benefits	100000100002000	4,325,000.00	0.00	4,325,000.00	4,325,000.00	0.00	0.00	0.00	4,325,000.00	0.00	324,070.73	0.00	0.00	324,070.73	0.00	324,070.73	0.00	0.00	324,070.73	0.00	4,000,929.27	0.00	0.00
PS		4,325,000.00	0.00	4,325,000.00	4,325,000.00	0.00	0.00	0.00	4,325,000.00	0.00	324,070.73	0.00	0.00	324,070.73	0.00	324,070.73	0.00	0.00	324,070.73	0.00	4,000,929.27	0.00	0.00
Sub-Total, General Administration and Support		38,504,000.00	0.00	38,504,000.00	38,504,000.00	0.00	0.00	0.00	38,504,000.00	6,929,700.83	7,700,613.34	1,579,895.84	0.00	16,210,210.00	5,707,589.10	6,574,663.74	1,816,733.41	0.00	16,098,986.24	0.00	22,293,783.84	111,232.72	0.00
PS		22,787,000.00	0.00	22,787,000.00	22,787,000.00	0.00	0.00	0.00	22,787,000.00	4,047,538.68	5,374,935.21	1,074,025.40	0.00	10,496,500.29	4,044,338.68	5,378,135.21	1,074,025.43	0.00	10,496,529.29	0.00	12,200,470.71	0.00	0.00
MOOE		15,717,000.00	0.00	15,717,000.00	15,717,000.00	0.00	0.00	0.00	15,717,000.00	2,882,168.15	2,325,678.17	505,840.40	0.00	5,713,686.77	1,663,250.51	3,199,528.50	742,675.01	0.00	5,602,454.02	0.00	19,003,313.23	111,232.72	0.00
FnEx (if Applicable)		0.00	0.00	0.00	0.00	0.00	0.00	0.00	0.00	0.00	0.00	0.00	0.00	0.00	0.00	0.00	0.00	0.00	0.00	0.00	0.00	0.00	0.00
CD		0.00	0.00	0.00	0.00	0.00	0.00	0.00	0.00	0.00	0.00	0.00	0.00	0.00	0.00	0.00	0.00	0.00	0.00	0.00	0.00	0.00	0.00
Donations	300000000000000	81,328,000.00	0.00	81,328,000.00	81,328,000.00	0.00	0.00	0.00	81,328,000.00	11,245,735.33	16,597,989.59	9,463,520.10	0.00	37,616,345.05	9,721,844.67	16,642,448.14	9,290,969.43	0.00	35,655,362.24	0.00	43,711,654.95	1,960,982.81	0.00
OO- The President's policy reform agenda and the Administration's program of governance promoted		81,328,000.00	0.00	81,328,000.00	81,328,000.00	0.00	0.00	0.00	81,328,000.00	11,245,735.33	16,597,989.59	9,463,520.10	0.00	37,616,345.05	9,721,844.67	16,642,448.14	9,290,969.43	0.00	35,655,362.24	0.00	43,711,654.95	1,960,982.81	0.00
LEGISLATIVE POLICY REFORMS AND DEVELOPMENT PROGRAM		81,328,000.00	0.00	81,328,000.00	81,328,000.00	0.00	0.00	0.00	81,328,000.00	11,245,735.33	16,597,989.59	9,463,520.10	0.00	37,616,345.05	9,721,844.67	16,642,448.14	9,290,969.43	0.00	35,655,362.24	0.00	43,711,654.95	1,960,982.81	0.00
Formulation and implementation of advocacy strategies and strategic interventions to secure stakeholders consensus-building on congressional initiatives consistent with the policy reform and development programs of the Administration	310100100001000	81,328,000.00	0.00	81,328,000.00	81,328,000.00	0.00	0.00	0.00	81,328,000.00	11,245,735.33	16,597,989.59	9,463,520.10	0.00	37,616,345.05	9,721,844.67	16,642,448.14	9,290,969.43	0.00	35,655,362.24	0.00	43,711,654.95	1,960,982.81	0.00
PS		41,763,000.00	0.00	41,763,000.00	41,763,000.00	0.00	0.00	0.00	41,763,000.00	7,607,864.47	9,235,795.94	4,615,242.01	0.00	21,458,902.42	7,190,350.20	9,348,973.66	4,580,553.55	0.00	21,125,880.40	0.00	23,274,097.58	363,821.86	0.00
MOOE		35,510,000.00	0.00	35,510,000.00	35,510,000.00	0.00	0.00	0.00	35,510,000.00	3,577,870.66	4,442,435.63	4,848,278.17	0.00	12,868,584.63	2,525,588.41	4,209,169.71	4,535,835.60	0.00	11,270,593.78	0.00	22,641,445.37	1,507,009.65	0.00
CD		4,055,000.00	0.00	4,055,000.00	4,055,000.00	0.00	0.00	0.00	4,055,000.00	0.00	3,258,888.00	0.00	0.00	3,258,888.00	0.00	3,084,304.72	174,583.28	0.00	3,258,888.00	0.00	796,112.00	0.00	0.00
Sub-Total, Operations		81,328,000.00	0.00	81,328,000.00	81,328,000.00	0.00	0.00	0.00	81,328,000.00	11,245,735.33	16,597,989.59	9,463,520.10	0.00	37,616,345.05	9,721,844.67	16,642,448.14	9,290,969.43	0.00	35,655,362.24	0.00	43,711,654.95	1,960,982.81	0.00
PS		41,763,000.00	0.00	41,763,000.00	41,763,000.00	0.00	0.00	0.00	41,763,000.00	7,607,864.47	9,235,795.94	4,615,242.01	0.00	21,458,902.42	7,190,350.20	9,348,973.66	4,580,553.55	0.00	21,125,880.40	0.00	23,274,097.58	363,821.86	0.00
MOOE		35,510,000.00	0.00	35,510,000.00	35,510,000.00	0.00	0.00	0.00	35,510,000.00	3,577,870.66	4,442,435.63	4,848,278.17	0.00	12,868,584.63	2,525,588.41	4,209,169.71	4,535,835.60	0.00	11,270,593.78	0.00	22,641,445.37	1,507,009.65	0.00
FnEx (if Applicable)		0.00	0.00	0.00	0.00	0.00	0.00	0.00	0.00	0.00	0.00	0.00	0.00	0.00	0.00	0.00	0.00	0.00	0.00	0.00	0.00	0.00	0.00
CD		4,055,000.00	0.00	4,055,000.00	4,055,000.00	0.00	0.00	0.00	4,055,000.00	0.00	3,258,888.00	0.00	0.00	3,258,888.00	0.00	3,084,304.72	174,583.28	0.00	3,258,888.00	0.00	796,112.00	0.00	0.00

Department : Other Executive Offices
 Agency/Entity : Presidential Legislative Liaison Office
 Operating Unit : < not applicable >
 Organization Code (UACS) : 26 035 000000
 Fund Cluster : 01 Regular Agency Fund

X	Current Year Appropriations
	Supplemental Appropriations
	Continuing Appropriations

[e.g. UACS Fund Cluster: 01-Regular Agency Fund, 02-Foreign Assisted Projects Fund, 03-Special Account-Locally Funded/Domestic Grants Fund, and 04-Special Account-Foreign Assisted/Foreign Grants Fund]

Particulars	UACS CODE	Appropriations					Allotments		Current Year Obligations							Current Year Disbursements				Balances				
		Authorized Appropriations	Adjustments(Transfer To/From, Modifications/Augmentations)	Adjusted Appropriations	Allotments Received	Adjustments(Reductions, Modifications/Augmentations)	Transfer To	Transfer From	Adjusted Total Allotments	1st Quarter Ending March 31	2nd Quarter Ending June 30	3rd Quarter Ending Sept. 30	4th Quarter Ending Dec. 31	TOTAL	1st Quarter Ending March 31	2nd Quarter Ending June 30	3rd Quarter Ending Sept. 30	4th Quarter Ending Dec. 31	TOTAL	Unreleased Appro	Unobligated Allotments	Unpaid Obligations(15-20)+(23+24)		
		3	4	5=(3+4)	6	7	8	9	10=[6+(7)-8+9]	11	12	13	14	15=(11+12+13+14)	16	17	18	19	20=(16+17+18+19)	21	22	23	24	
Sub-Total: Agency Specific Budget		119,832,000.00	0.00	119,832,000.00	119,832,000.00	0.00	0.00	0.00	119,832,000.00	18,175,442.16	24,637,702.97	11,043,415.98	0.00	53,856,561.11	15,429,533.82	25,217,111.88	11,107,629.84	0.00	51,754,345.54	0.00	66,005,438.89	7,972,215.53	0.00	
PS		64,550,000.00	0.00	64,550,000.00	64,550,000.00	0.00	0.00	0.00	64,550,000.00	11,715,493.15	14,550,731.15	5,659,297.41	0.00	31,925,521.71	11,240,038.64	14,727,108.00	5,654,605.95	0.00	31,621,752.59	0.00	32,564,568.29	363,815.69	0.00	
MOGE		51,227,000.00	0.00	51,227,000.00	51,227,000.00	0.00	0.00	0.00	51,227,000.00	6,460,039.91	6,768,083.82	5,354,118.57	0.00	18,582,241.40	4,169,838.92	7,435,658.30	5,278,513.61	0.00	16,873,047.83	0.00	32,644,758.60	1,769,193.57	0.00	
FinEx (if Applicable)		0.00	0.00	0.00	0.00	0.00	0.00	0.00	0.00	0.00	0.00	0.00	0.00	0.00	0.00	0.00	0.00	0.00	0.00	0.00	0.00	0.00	0.00	
CO		4,055,000.00	0.00	4,055,000.00	4,055,000.00	0.00	0.00	0.00	4,055,000.00	0.00	3,258,888.00	0.00	0.00	3,258,888.00	0.00	3,084,304.72	174,583.28	0.00	3,258,888.00	0.00	796,112.00	0.00	0.00	
II Automatic Appropriations		5,549,000.00	0.00	5,549,000.00	5,549,000.00	0.00	0.00	0.00	5,549,000.00	1,092,168.64	1,524,777.18	544,411.68	0.00	3,161,357.50	682,726.06	1,934,219.76	544,411.68	0.00	3,161,357.50	0.00	2,387,642.50	0.00	0.00	
Specific Budgets of National Government Agencies		5,549,000.00	0.00	5,549,000.00	5,549,000.00	0.00	0.00	0.00	5,549,000.00	1,092,168.64	1,524,777.18	544,411.68	0.00	3,161,357.50	682,726.06	1,934,219.76	544,411.68	0.00	3,161,357.50	0.00	2,387,642.50	0.00	0.00	
Retirement and Life Insurance Premiums		5,549,000.00	0.00	5,549,000.00	5,549,000.00	0.00	0.00	0.00	5,549,000.00	1,092,168.64	1,524,777.18	544,411.68	0.00	3,161,357.50	682,726.06	1,934,219.76	544,411.68	0.00	3,161,357.50	0.00	2,387,642.50	0.00	0.00	
PS		5,549,000.00	0.00	5,549,000.00	5,549,000.00	0.00	0.00	0.00	5,549,000.00	1,092,168.64	1,524,777.18	544,411.68	0.00	3,161,357.50	682,726.06	1,934,219.76	544,411.68	0.00	3,161,357.50	0.00	2,387,642.50	0.00	0.00	
Subtotal II Automatic Appropriations		5,549,000.00	0.00	5,549,000.00	5,549,000.00	0.00	0.00	0.00	5,549,000.00	1,092,168.64	1,524,777.18	544,411.68	0.00	3,161,357.50	682,726.06	1,934,219.76	544,411.68	0.00	3,161,357.50	0.00	2,387,642.50	0.00	0.00	
PS		5,549,000.00	0.00	5,549,000.00	5,549,000.00	0.00	0.00	0.00	5,549,000.00	1,092,168.64	1,524,777.18	544,411.68	0.00	3,161,357.50	682,726.06	1,934,219.76	544,411.68	0.00	3,161,357.50	0.00	2,387,642.50	0.00	0.00	
MOGE		0.00	0.00	0.00	0.00	0.00	0.00	0.00	0.00	0.00	0.00	0.00	0.00	0.00	0.00	0.00	0.00	0.00	0.00	0.00	0.00	0.00	0.00	
FinEx		0.00	0.00	0.00	0.00	0.00	0.00	0.00	0.00	0.00	0.00	0.00	0.00	0.00	0.00	0.00	0.00	0.00	0.00	0.00	0.00	0.00	0.00	
CO		0.00	0.00	0.00	0.00	0.00	0.00	0.00	0.00	0.00	0.00	0.00	0.00	0.00	0.00	0.00	0.00	0.00	0.00	0.00	0.00	0.00	0.00	
IV Reversion of the Unobligated Allotments charged against F.A. Nos. 11495 and 11494		0.00	0.00	0.00	0.00	0.00	0.00	0.00	0.00	0.00	0.00	0.00	0.00	0.00	0.00	0.00	0.00	0.00	0.00	0.00	0.00	0.00	0.00	
GRAND TOTAL		125,381,000.00	0.00	125,381,000.00	125,381,000.00	0.00	0.00	0.00	125,381,000.00	19,267,610.40	26,132,480.15	11,587,827.64	0.00	56,987,918.19	18,112,259.92	27,151,331.64	11,652,111.52	0.00	54,915,103.08	0.00	68,399,081.39	7,972,215.53	0.00	
PS		70,099,000.00	0.00	70,099,000.00	70,099,000.00	0.00	0.00	0.00	70,099,000.00	12,807,511.79	16,105,538.33	6,233,709.09	0.00	35,146,759.21	11,923,421.00	16,681,328.62	6,199,017.63	0.00	34,793,767.25	0.00	34,952,210.79	363,815.69	0.00	
MOGE		51,227,000.00	0.00	51,227,000.00	51,227,000.00	0.00	0.00	0.00	51,227,000.00	6,460,039.91	6,768,083.82	5,354,118.57	0.00	18,582,241.40	4,169,838.92	7,435,658.30	5,278,513.61	0.00	16,873,047.83	0.00	32,644,758.60	1,769,193.57	0.00	
CO		4,055,000.00	0.00	4,055,000.00	4,055,000.00	0.00	0.00	0.00	4,055,000.00	0.00	3,258,888.00	0.00	0.00	3,258,888.00	0.00	3,084,304.72	174,583.28	0.00	3,258,888.00	0.00	796,112.00	0.00	0.00	
Recapitulation by DO																								
I Agency Specific Budget		81,328,000.00	0.00	81,328,000.00	81,328,000.00	0.00	0.00	0.00	81,328,000.00	11,245,735.33	16,597,089.59	9,463,520.10	0.00	37,616,345.02	9,721,944.87	16,642,448.14	9,290,569.43	0.00	35,655,362.24	0.00	43,711,654.65	1,600,982.81	0.00	
LEGISLATIVE POLICY REFORMS AND DEVELOPMENT PROGRAM		81,328,000.00	0.00	81,328,000.00	81,328,000.00	0.00	0.00	0.00	81,328,000.00	11,245,735.33	16,597,089.59	9,463,520.10	0.00	37,616,345.02	9,721,944.87	16,642,448.14	9,290,569.43	0.00	35,655,362.24	0.00	43,711,654.65	1,600,982.81	0.00	

Certified Correct:
 ARNEL JAY A. AWILA
 Administrative Officer III / Acting Budget Officer
 Date: 2022-11-15 11:16:23

Certified Correct:
 PATRICIA A. DEKIT
 DLLS / OIC, AFMD
 Date: 2022-11-15 11:16:23

Recommending Approval:
 ROSE VIRGINIE B. INIGO
 Assistant Secretary
 Date: 2022-11-15 11:35:45

Approved By:
 SEÑOR MARK ANDRÉS L. MENDOZA
 Presidential Adviser on Legislative Affairs and Head, PLLO
 Date: 2022-11-16 13:53:22

STATEMENT OF APPROPRIATIONS, ALLOTMENTS, OBLIGATIONS, DISBURSEMENTS AND BALANCES
As at the Quarter Ending September 30, 2022

Department: Other Executive Offices
 Agency: Presidential Legislative Liaison Office
 Operating Unit: < not applicable >
 Organization Code (UACS) : 26 035 000000
 Fund Cluster: 01 Regular Agency Fund
 (e.g. UACS Fund Cluster: 01-Regular Agency Fund, 02-Foreign Assisted Projects Fund, 03-Special Account-Locally Funded/Domestic Grants Fund, and 04-Special Account-Foreign Assisted/Foreign Grant Fund)


	Current Year Appropriations
	Supplemental Appropriations
X	Continuing Appropriations

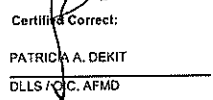
Particulars	UACS CODE	Appropriations			Allotments			Current Year Obligations							Current Year Disbursements					Balances			
		Authorized Appropriations	Adjustments (Transfer To/From, Realignment)	Adjusted Appropriations	Allotments Received	Adjustments (Withdrawal, Realignment)	Transfer To	Transfer From	Adjusted Total Allotments	1st Quarter Ending March 31	2nd Quarter Ending June 30	3rd Quarter Ending Sept. 30	4th Quarter Ending Dec. 31	TOTAL	1st Quarter Ending March 31	2nd Quarter Ending June 30	3rd Quarter Ending Sept. 30	4th Quarter Ending Dec. 31	TOTAL	Unreleased Appro	Unobligated Allotments	Unpaid Obligations	
		3	4	5=(3+4)	6	7	8	9	10=[(8)+(7)-(8)+9]	11	12	13	14	15=(11+12+13+14)	16	17	18	19	20=(16+17+18+19)	21=(5-10)	22=(10-15)	23	24
I. Continuing Appropriations		7,458,451.56	0.00	7,458,451.56	7,458,451.56	0.00	0.00	0.00	7,458,451.56	2,381,295.69	1,270,365.35	2,458,451.84	0.00	6,150,222.59	1,015,025.62	1,721,440.17	1,268,425.02	0.00	4,004,890.81	0.00	1,308,428.58	2,145,132.17	0.00
1 Agency Specific Budget		7,458,451.56	0.00	7,458,451.56	7,458,451.56	0.00	0.00	0.00	7,458,451.56	2,381,295.69	1,270,365.35	2,458,451.84	0.00	6,150,222.59	1,015,025.62	1,721,440.17	1,268,425.02	0.00	4,004,890.81	0.00	1,308,428.58	2,145,132.17	0.00
General Administration and Support	10020000000000	1,199,605.61	0.00	1,199,605.61	1,199,605.61	0.00	0.00	0.00	1,199,605.61	174,543.10	412,630.46	(11,849.85)	0.00	575,383.61	37,037.00	466,360.56	3,521.62	0.00	596,919.18	0.00	624,222.00	68,464.43	0.00
General Management and Supervision	10020100201000	1,199,605.61	0.00	1,199,605.61	1,199,605.61	0.00	0.00	0.00	1,199,605.61	174,543.10	412,630.46	(11,849.85)	0.00	575,383.61	37,037.00	466,360.56	3,521.62	0.00	596,919.18	0.00	624,222.00	68,464.43	0.00
MDOE		1,199,605.61	0.00	1,199,605.61	1,199,605.61	0.00	0.00	0.00	1,199,605.61	174,543.10	412,630.46	(11,849.85)	0.00	575,383.61	37,037.00	466,360.56	3,521.62	0.00	596,919.18	0.00	624,222.00	68,464.43	0.00
CO		93,584.89	0.00	93,584.89	93,584.89	0.00	0.00	0.00	93,584.89	0.00	0.00	0.00	0.00	0.00	0.00	0.00	0.00	0.00	93,584.89	0.00	93,584.89	0.00	0.00
Sub-Total General Administration and Support		1,199,605.61	0.00	1,199,605.61	1,199,605.61	0.00	0.00	0.00	1,199,605.61	174,543.10	412,630.46	(11,849.85)	0.00	575,383.61	37,037.00	466,360.56	3,521.62	0.00	596,919.18	0.00	624,222.00	68,464.43	0.00
PS		0.00	0.00	0.00	0.00	0.00	0.00	0.00	0.00	0.00	0.00	0.00	0.00	0.00	0.00	0.00	0.00	0.00	0.00	0.00	0.00	0.00	0.00
MDOE		1,106,020.72	0.00	1,106,020.72	1,106,020.72	0.00	0.00	0.00	1,106,020.72	174,543.10	412,630.46	(11,849.85)	0.00	575,383.61	37,037.00	466,360.56	3,521.62	0.00	500,919.18	0.00	530,637.11	68,464.43	0.00
FInE (if Applicable)		0.00	0.00	0.00	0.00	0.00	0.00	0.00	0.00	0.00	0.00	0.00	0.00	0.00	0.00	0.00	0.00	0.00	0.00	0.00	0.00	0.00	0.00
CO		93,584.89	0.00	93,584.89	93,584.89	0.00	0.00	0.00	93,584.89	0.00	0.00	0.00	0.00	0.00	0.00	0.00	0.00	0.00	93,584.89	0.00	93,584.89	0.00	0.00
Operations	20000000000000	6,258,845.95	0.00	6,258,845.95	6,258,845.95	0.00	0.00	0.00	6,258,845.95	2,206,662.59	857,674.89	2,510,301.89	0.00	5,574,639.37	977,588.62	1,255,079.61	1,264,903.40	0.00	3,497,971.63	0.00	684,296.58	2,076,667.74	0.00
OO The Presidential policy reform agenda and the Administration's program of governance promoted		6,258,845.95	0.00	6,258,845.95	6,258,845.95	0.00	0.00	0.00	6,258,845.95	2,206,662.59	857,674.89	2,510,301.89	0.00	5,574,639.37	977,588.62	1,255,079.61	1,264,903.40	0.00	3,497,971.63	0.00	684,296.58	2,076,667.74	0.00
LEGISLATIVE POLICY REFORMS AND DEVELOPMENT PROGRAM		6,258,845.95	0.00	6,258,845.95	6,258,845.95	0.00	0.00	0.00	6,258,845.95	2,206,662.59	857,674.89	2,510,301.89	0.00	5,574,639.37	977,588.62	1,255,079.61	1,264,903.40	0.00	3,497,971.63	0.00	684,296.58	2,076,667.74	0.00
Formulation and implementation of advocacy strategies and strategic interventions towards stateholders consensus-building on congressional initiatives consistent with the policy reform and development programs of the Administration	10120100901000	6,258,845.95	0.00	6,258,845.95	6,258,845.95	0.00	0.00	0.00	6,258,845.95	2,206,662.59	857,674.89	2,510,301.89	0.00	5,574,639.37	977,588.62	1,255,079.61	1,264,903.40	0.00	3,497,971.63	0.00	684,296.58	2,076,667.74	0.00
MDOE		5,644,449.96	0.00	5,644,449.96	5,644,449.96	0.00	0.00	0.00	5,644,449.96	2,061,667.59	857,674.89	2,437,311.89	0.00	5,376,654.37	977,588.62	1,132,495.33	1,262,482.68	0.00	3,372,976.63	0.00	267,765.59	2,693,677.74	0.00
CO		614,395.99	0.00	614,395.99	614,395.99	0.00	0.00	0.00	614,395.99	124,995.00	0.00	72,990.00	0.00	197,985.00	0.00	122,584.28	2,419.72	0.00	124,995.00	0.00	416,410.59	72,990.00	0.00
Sub-Total Operations		6,258,845.95	0.00	6,258,845.95	6,258,845.95	0.00	0.00	0.00	6,258,845.95	2,206,662.59	857,674.89	2,510,301.89	0.00	5,574,639.37	977,588.62	1,255,079.61	1,264,903.40	0.00	3,497,971.63	0.00	684,296.58	2,076,667.74	0.00
PS		0.00	0.00	0.00	0.00	0.00	0.00	0.00	0.00	0.00	0.00	0.00	0.00	0.00	0.00	0.00	0.00	0.00	0.00	0.00	0.00	0.00	0.00
MDOE		5,644,449.96	0.00	5,644,449.96	5,644,449.96	0.00	0.00	0.00	5,644,449.96	2,061,667.59	857,674.89	2,437,311.89	0.00	5,376,654.37	977,588.62	1,132,495.33	1,262,482.68	0.00	3,372,976.63	0.00	267,765.59	2,693,677.74	0.00
FInE (if Applicable)		0.00	0.00	0.00	0.00	0.00	0.00	0.00	0.00	0.00	0.00	0.00	0.00	0.00	0.00	0.00	0.00	0.00	0.00	0.00	0.00	0.00	0.00
CO		614,395.99	0.00	614,395.99	614,395.99	0.00	0.00	0.00	614,395.99	124,995.00	0.00	72,990.00	0.00	197,985.00	0.00	122,584.28	2,419.72	0.00	124,995.00	0.00	416,410.59	72,990.00	0.00


Department: Other Executive Offices
 Agency: Presidential Legislative Liaison Office
 Operating Unit: < not applicable >
 Organization Code (UACS): 26 035 0000000
 Fund Cluster: 01 Regular Agency Fund
 (e.g. UACS Fund Cluster: 01-Regular Agency Fund, 02-Foreign Assisted Projects Fund, 03-Special Account-Locally Funded/Domestic Grants Fund, and 04-Special Account-Foreign Assisted/Foreign Grants Fund)


	Current Year Appropriations
	Supplemental Appropriations
X	Continuing Appropriations

Particulars	UACS CODE	Appropriations			Allotments					Current Year Obligations					Current Year Disbursements					Balances			
		Authorized Appropriations	Adjustments (Transfer To/From, Realignment)	Adjusted Appropriations	Allotments Received	Adjustments (Withdrawal, Realignment)	Transfer To	Transfer From	Adjusted Total Allotments	1st Quarter Ending March 31	2nd Quarter Ending June 30	3rd Quarter Ending Sept. 30	4th Quarter Ending Dec. 31	TOTAL	1st Quarter Ending March 31	2nd Quarter Ending June 30	3rd Quarter Ending Sept. 30	4th Quarter Ending Dec. 31	TOTAL	Unreleased Appro	Unobligated Allotments	Unpaid Obligations	
		3	4	5=(3+4)	6	7	8	9	10=[(6+(-7))-8+9]	11	12	13	14	15=(11+12+13+14)	16	17	18	19	20=[16+17+18+19]	21=[5-10]	22=[10-15]	23	24
GRAND TOTAL		7,458,451.56	0.00	7,458,451.56	7,458,451.56	0.00	0.00	0.00	7,458,451.56	2,381,205.69	1,270,365.35	2,458,451.84	0.00	6,110,022.88	1,015,025.62	1,721,440.17	1,268,425.02	0.00	4,004,890.81	0.00	1,308,428.58	2,145,132.17	0.00
PS		0.00	0.00	0.00	0.00	0.00	0.00	0.00	0.00	0.00	0.00	0.00	0.00	0.00	0.00	0.00	0.00	0.00	0.00	0.00	0.00	0.00	0.00
MCOE		6,750,470.68	0.00	6,750,470.68	6,750,470.68	0.00	0.00	0.00	6,750,470.68	2,258,210.69	1,270,365.35	2,425,451.84	0.00	5,954,037.88	1,015,025.62	1,598,833.89	1,256,014.30	0.00	3,870,873.81	0.00	1,88,432.70	2,072,142.17	0.00
FinEx (if Applicable)		0.00	0.00	0.00	0.00	0.00	0.00	0.00	0.00	0.00	0.00	0.00	0.00	0.00	0.00	0.00	0.00	0.00	0.00	0.00	0.00	0.00	0.00
CO		707,980.88	0.00	707,980.88	707,980.88	0.00	0.00	0.00	707,980.88	124,825.00	0.00	72,999.00	0.00	197,805.00	0.00	122,584.28	2,410.72	0.00	1,737,000.00	0.00	509,915.88	72,950.00	0.00

Certified Correct:

 ARNEL JAY A. AVILA
 Administrative Officer III / Acting Budget Officer
 Date: 2022-11-15 11:16:23

Certified Correct:

 PATRICIA A. DEKIT
 DLLS / CJC, AFMD
 Date: 2022-11-15 11:16:23

Recommending Approval:

 ROSE VIRGINIE B. INIGO
 Assistant Secretary
 Date: 2022-11-15 11:35:45

Approved By:

 SEC. MARK LLANERA MENDOZA
 Presidential Officer of Legislative Affairs and Head, PLLO
 Date: 2022-11-16 13:53:22