

**STATEMENT OF APPROPRIATIONS, ALLOTMENTS, OBLIGATIONS, DISBURSEMENTS AND BALANCES**  
As at the Quarter Ending June 30, 2022

Department : Other Executive Offices  
 Agency/Entity : Presidential Legislative Liaison Office  
 Operating Unit : < not applicable >  
 Organization Code (UACS) : 26 035 000000  
 Fund Cluster : 01 Regular Agency Fund

X	Current Year Appropriations
	Supplemental Appropriations
	Continuing Appropriations

(e.g. UACS Fund Cluster: 01-Regular Agency Fund, 02-Foreign Assisted Projects Fund, 03-Special Account-Locally Funded/Domestic Grants Fund, and 04-Special Account-Foreign Assisted/Foreign Grants Fund)

Particulars	UACS CODE	Appropriations					Allotments		Current Year Obligations					Current Year Disbursements					Balances				
		Authorized Appropriations	Adjustments (From/To) (Modifications/ Augmentations)	Adjusted Appropriations	Allotments Received	Adjustments (From/To) (Modifications/ Augmentations)	Transfer To	Transfer From	Adjusted Total Allotments	1st Quarter Ending March 31	2nd Quarter Ending June 30	3rd Quarter Ending Sept. 30	4th Quarter Ending Dec. 31	TOTAL	1st Quarter Ending March 31	2nd Quarter Ending June 30	3rd Quarter Ending Sept. 30	4th Quarter Ending Dec. 31	TOTAL	Unreleased Appro	Unobligated Allotments	Unpaid Obligations (15-20) (21-24)	
		3	4	5=(3+4)	6	7	8	9	10=(9+(6)-(7)-(8)-(9))	11	12	13	14	15=(11+12+13+14)	16	17	18	19	20=(16+17+18+19)	21	22	23	24
Agency Specific Budget		119,832,000.00	0.00	119,832,000.00	119,832,000.00	0.00	0.00	0.00	119,832,000.00	18,376,442.16	24,697,752.97	0.00	0.00	42,783,145.13	15,429,533.86	25,217,111.86	0.00	0.00	40,646,645.72	0.00	77,041,854.87	2,136,453.31	0.00
General Administration and Support	10000000000000	38,504,000.00	0.00	38,504,000.00	38,504,000.00	0.00	0.00	0.00	38,504,000.00	6,629,709.83	7,759,613.38	0.00	0.00	14,635,323.21	5,757,583.15	8,574,563.74	0.00	0.00	14,282,212.92	0.00	23,873,679.73	348,027.29	0.00
General Management and Supervision	100000100001000	34,179,000.00	0.00	34,179,000.00	34,179,000.00	0.00	0.00	0.00	34,179,000.00	6,029,706.83	7,376,544.62	0.00	0.00	14,306,249.45	5,757,583.15	8,259,393.01	0.00	0.00	13,954,142.20	0.00	19,812,710.52	348,027.29	0.00
PS		18,462,000.00	0.00	18,462,000.00	18,462,000.00	0.00	0.00	0.00	18,462,000.00	4,047,534.68	5,053,854.41	0.00	0.00	9,095,409.16	4,044,338.88	5,054,004.41	0.00	0.00	9,094,403.16	0.00	9,303,596.84	0.00	0.00
MOOE		15,717,000.00	0.00	15,717,000.00	15,717,000.00	0.00	0.00	0.00	15,717,000.00	2,682,164.15	2,325,678.17	0.00	0.00	5,207,846.32	1,663,250.51	3,199,529.53	0.00	0.00	4,859,739.04	0.00	10,569,153.68	348,027.29	0.00
Administration of Personnel Benefits	100000100002000	4,325,000.00	0.00	4,325,000.00	4,325,000.00	0.00	0.00	0.00	4,325,000.00	0.00	324,070.73	0.00	0.00	324,070.73	0.00	324,070.73	0.00	0.00	324,070.73	0.00	4,003,929.27	0.00	0.00
PS		4,325,000.00	0.00	4,325,000.00	4,325,000.00	0.00	0.00	0.00	4,325,000.00	0.00	324,070.73	0.00	0.00	324,070.73	0.00	324,070.73	0.00	0.00	324,070.73	0.00	4,003,929.27	0.00	0.00
Sub-Total, General Administration and Support		38,504,000.00	0.00	38,504,000.00	38,504,000.00	0.00	0.00	0.00	38,504,000.00	6,629,709.83	7,759,613.38	0.00	0.00	14,635,323.21	5,757,583.15	8,574,563.74	0.00	0.00	14,282,212.92	0.00	23,873,679.73	348,027.29	0.00
PS		22,747,000.00	0.00	22,747,000.00	22,747,000.00	0.00	0.00	0.00	22,747,000.00	4,047,534.68	5,174,815.21	0.00	0.00	9,422,473.89	4,044,338.88	5,374,123.21	0.00	0.00	9,422,473.89	0.00	13,304,529.11	0.00	0.00
MOOE		15,717,000.00	0.00	15,717,000.00	15,717,000.00	0.00	0.00	0.00	15,717,000.00	2,682,164.15	2,325,678.17	0.00	0.00	5,207,846.32	1,663,250.51	3,199,529.53	0.00	0.00	4,859,739.04	0.00	10,569,153.68	348,027.29	0.00
FCIs (if Applicable)		0.00	0.00	0.00	0.00	0.00	0.00	0.00	0.00	0.00	0.00	0.00	0.00	0.00	0.00	0.00	0.00	0.00	0.00	0.00	0.00	0.00	0.00
CD		0.00	0.00	0.00	0.00	0.00	0.00	0.00	0.00	0.00	0.00	0.00	0.00	0.00	0.00	0.00	0.00	0.00	0.00	0.00	0.00	0.00	0.00
Operations	30000000000000	81,328,000.00	0.00	81,328,000.00	81,328,000.00	0.00	0.00	0.00	81,328,000.00	11,245,735.33	16,937,959.59	0.00	0.00	28,152,824.92	9,721,944.67	16,642,448.14	0.00	0.00	26,364,392.81	0.00	53,175,173.05	1,788,432.11	0.00
DC The Presidential policy reform agenda and the Administrative program of governance provided LEGISLATIVE POLICY REFORM AND DEVELOPMENT PROGRAM	310100100001000	81,328,000.00	0.00	81,328,000.00	81,328,000.00	0.00	0.00	0.00	81,328,000.00	11,245,735.33	16,937,959.59	0.00	0.00	28,152,824.92	9,721,944.67	16,642,448.14	0.00	0.00	26,364,392.81	0.00	53,175,173.05	1,788,432.11	0.00
Population and implementation of advocacy strategies and strategic interventions towards stakeholders consistent with the policy reform and development programs of the Administration	310100100001000	81,328,000.00	0.00	81,328,000.00	81,328,000.00	0.00	0.00	0.00	81,328,000.00	11,245,735.33	16,937,959.59	0.00	0.00	28,152,824.92	9,721,944.67	16,642,448.14	0.00	0.00	26,364,392.81	0.00	53,175,173.05	1,788,432.11	0.00
PS		41,763,000.00	0.00	41,763,000.00	41,763,000.00	0.00	0.00	0.00	41,763,000.00	7,687,864.47	9,235,795.94	0.00	0.00	16,873,660.41	7,195,356.20	9,346,973.65	0.00	0.00	16,543,329.91	0.00	24,859,338.55	328,330.50	0.00
MOOE		35,510,000.00	0.00	35,510,000.00	35,510,000.00	0.00	0.00	0.00	35,510,000.00	3,277,870.86	4,442,425.65	0.00	0.00	8,020,276.51	2,555,589.41	4,309,169.77	0.00	0.00	8,734,738.16	0.00	27,449,733.41	1,265,518.31	0.00
CD		4,055,000.00	0.00	4,055,000.00	4,055,000.00	0.00	0.00	0.00	4,055,000.00	0.00	3,259,888.00	0.00	0.00	3,259,888.00	0.00	3,084,304.72	0.00	0.00	3,084,304.72	0.00	766,112.00	174,593.29	0.00
Sub-Total, Operations		81,328,000.00	0.00	81,328,000.00	81,328,000.00	0.00	0.00	0.00	81,328,000.00	11,245,735.33	16,937,959.59	0.00	0.00	28,152,824.92	9,721,944.67	16,642,448.14	0.00	0.00	26,364,392.81	0.00	53,175,173.05	1,788,432.11	0.00
PS		41,763,000.00	0.00	41,763,000.00	41,763,000.00	0.00	0.00	0.00	41,763,000.00	7,687,864.47	9,235,795.94	0.00	0.00	16,873,660.41	7,195,356.20	9,346,973.65	0.00	0.00	16,543,329.91	0.00	24,859,338.55	328,330.50	0.00
MOOE		35,510,000.00	0.00	35,510,000.00	35,510,000.00	0.00	0.00	0.00	35,510,000.00	3,277,870.86	4,442,425.65	0.00	0.00	8,020,276.51	2,555,589.41	4,309,169.77	0.00	0.00	8,734,738.16	0.00	27,449,733.41	1,265,518.31	0.00
CD		4,055,000.00	0.00	4,055,000.00	4,055,000.00	0.00	0.00	0.00	4,055,000.00	0.00	3,259,888.00	0.00	0.00	3,259,888.00	0.00	3,084,304.72	0.00	0.00	3,084,304.72	0.00	766,112.00	174,593.29	0.00
FCIs (if Applicable)		0.00	0.00	0.00	0.00	0.00	0.00	0.00	0.00	0.00	0.00	0.00	0.00	0.00	0.00	0.00	0.00	0.00	0.00	0.00	0.00	0.00	0.00
CD		4,055,000.00	0.00	4,055,000.00	4,055,000.00	0.00	0.00	0.00	4,055,000.00	0.00	3,259,888.00	0.00	0.00	3,259,888.00	0.00	3,084,304.72	0.00	0.00	3,084,304.72	0.00	766,112.00	174,593.29	0.00

This report was generated using the Unified Reporting System on 14/09/2022 14:52 version: FAR1.2.5 ; Status : SUBMITTED

Department : Other Executive Offices  
 Agency/Entity : Presidential Legislative Liaison Office  
 Operating Unit : < not applicable >  
 Organization Code (UACS) : 26 035 0000000  
 Fund Cluster : 01 Regular Agency Fund

X	Current Year Appropriations
	Supplemental Appropriations
	Continuing Appropriations

(e.g. UACS Fund Cluster: 01-Regular Agency Fund, 02-Foreign Assisted Projects Fund, 03-Special Account-Locally Funded/Domestic Grants Fund, and 04-Special Account-Foreign Assisted/Foreign Grants Fund)

Particulars	UACS CODE	Appropriations			Allotments					Current Year Obligations				Current Year Disbursements				Balances					
		Authorized Appropriations	Adjustments/Transfers To/From, Modifications/Augmentations	Adjusted Appropriations	Allotments Received	Adjustments/Reductions, Modifications/Augmentations	Transfer To	Transfer From	Adjusted Total Allotments	1st Quarter Ending March 31	2nd Quarter Ending June 30	3rd Quarter Ending Sept. 30	4th Quarter Ending Dec. 31	TOTAL	1st Quarter Ending March 31	2nd Quarter Ending June 30	3rd Quarter Ending Sept. 30	4th Quarter Ending Dec. 31	TOTAL	Unreleased Appro	Unobligated Allotments	Unpaid Obligations (15-20)+(23-24)	
		10	(6)+(7)+(8)+(9)	11	12	13	14	15=(11+12+13+14)	16	17	18	19	20=(16+17+18+19)	21	22	23	24						
Sub-Total I. Agency Specific Budget	119 832 000.00	0.00	119 832 000.00	119 832 000.00	0.00	0.00	0.00	119 832 000.00	18 175 442.15	24 697 703.97	0.00	0.00	42 783 145.12	15 479 532.85	25 217 111.63	0.00	0.00	40 646 645.74	0.00	77 048 824.87	2 436 422.21	0.00	
PS	64 550 000.00	0.00	64 550 000.00	64 550 000.00	0.00	0.00	0.00	64 550 000.00	11 715 463.15	14 550 731.15	0.00	0.00	26 266 194.30	11 240 654.94	14 727 105.86	0.00	0.00	25 987 803.80	0.00	38 223 665.70	328 150.65	0.00	
NDOE	51 227 000.00	0.00	51 227 000.00	51 227 000.00	0.00	0.00	0.00	51 227 000.00	6 460 639.01	6 768 083.82	0.00	0.00	13 228 122.83	4 168 853.92	7 455 679.35	0.00	0.00	11 694 637.22	0.00	37 978 877.17	1 635 565.61	0.00	
FmEx (if Applicable)	0.00	0.00	0.00	0.00	0.00	0.00	0.00	0.00	0.00	0.00	0.00	0.00	0.00	0.00	0.00	0.00	0.00	0.00	0.00	0.00	0.00	0.00	
CO	4 055 000.00	0.00	4 055 000.00	4 055 000.00	0.00	0.00	0.00	4 055 000.00	0.00	3 258 888.00	0.00	0.00	3 258 888.00	0.00	3 094 324.72	0.00	0.00	3 094 324.72	0.00	756 112.00	174 463.23	0.00	
B. Automatic Appropriations	5 549 000.00	0.00	5 549 000.00	5 549 000.00	0.00	0.00	0.00	5 549 000.00	1 072 168.64	1 524 777.18	0.00	0.00	2 616 945.82	682 726.50	1 934 219.74	0.00	0.00	2 616 945.82	0.00	2 822 624.18	0.00	0.00	
Specific Budgets of National Government Agencies	5 549 000.00	0.00	5 549 000.00	5 549 000.00	0.00	0.00	0.00	5 549 000.00	1 072 168.64	1 524 777.18	0.00	0.00	2 616 945.82	682 726.50	1 934 219.74	0.00	0.00	2 616 945.82	0.00	2 822 624.18	0.00	0.00	
Retirement and Life Insurance Premiums	5 549 000.00	0.00	5 549 000.00	5 549 000.00	0.00	0.00	0.00	5 549 000.00	1 072 168.64	1 524 777.18	0.00	0.00	2 616 945.82	682 726.50	1 934 219.74	0.00	0.00	2 616 945.82	0.00	2 822 624.18	0.00	0.00	
PS	5 549 000.00	0.00	5 549 000.00	5 549 000.00	0.00	0.00	0.00	5 549 000.00	1 072 168.64	1 524 777.18	0.00	0.00	2 616 945.82	682 726.50	1 934 219.74	0.00	0.00	2 616 945.82	0.00	2 822 624.18	0.00	0.00	
Subtotal B. Automatic Appropriations	5 549 000.00	0.00	5 549 000.00	5 549 000.00	0.00	0.00	0.00	5 549 000.00	1 072 168.64	1 524 777.18	0.00	0.00	2 616 945.82	682 726.50	1 934 219.74	0.00	0.00	2 616 945.82	0.00	2 822 624.18	0.00	0.00	
PS	5 549 000.00	0.00	5 549 000.00	5 549 000.00	0.00	0.00	0.00	5 549 000.00	1 072 168.64	1 524 777.18	0.00	0.00	2 616 945.82	682 726.50	1 934 219.74	0.00	0.00	2 616 945.82	0.00	2 822 624.18	0.00	0.00	
NDOE	0.00	0.00	0.00	0.00	0.00	0.00	0.00	0.00	0.00	0.00	0.00	0.00	0.00	0.00	0.00	0.00	0.00	0.00	0.00	0.00	0.00	0.00	
FmEx	0.00	0.00	0.00	0.00	0.00	0.00	0.00	0.00	0.00	0.00	0.00	0.00	0.00	0.00	0.00	0.00	0.00	0.00	0.00	0.00	0.00	0.00	
CO	0.00	0.00	0.00	0.00	0.00	0.00	0.00	0.00	0.00	0.00	0.00	0.00	0.00	0.00	0.00	0.00	0.00	0.00	0.00	0.00	0.00	0.00	
IV. Revision of the Unobligated Allotments charges against A. from 11455 and 11464	0.00	0.00	0.00	0.00	0.00	0.00	0.00	0.00	0.00	0.00	0.00	0.00	0.00	0.00	0.00	0.00	0.00	0.00	0.00	0.00	0.00	0.00	
<b>GRAND TOTAL</b>	<b>125 381 000.00</b>	<b>0.00</b>	<b>125 381 000.00</b>	<b>125 381 000.00</b>	<b>0.00</b>	<b>0.00</b>	<b>0.00</b>	<b>125 381 000.00</b>	<b>19 207 610.60</b>	<b>26 112 453.15</b>	<b>0.00</b>	<b>0.00</b>	<b>45 409 670.95</b>	<b>16 112 259.92</b>	<b>27 151 331.64</b>	<b>0.00</b>	<b>0.00</b>	<b>43 293 691.56</b>	<b>0.00</b>	<b>79 882 909.05</b>	<b>2 156 421.23</b>	<b>0.00</b>	
PS	70 699 000.00	0.00	70 699 000.00	70 699 000.00	0.00	0.00	0.00	70 699 000.00	12 607 571.79	16 105 528.31	0.00	0.00	28 913 050.11	11 923 421.09	16 654 326.62	0.00	0.00	28 584 749.62	0.00	41 185 919.65	328 220.50	0.00	
NDOE	51 227 000.00	0.00	51 227 000.00	51 227 000.00	0.00	0.00	0.00	51 227 000.00	6 460 639.01	6 768 083.82	0.00	0.00	13 228 122.83	4 168 853.92	7 455 679.35	0.00	0.00	11 594 637.22	0.00	37 978 877.17	1 635 565.61	0.00	
CO	4 055 000.00	0.00	4 055 000.00	4 055 000.00	0.00	0.00	0.00	4 055 000.00	0.00	3 258 888.00	0.00	0.00	3 258 888.00	0.00	3 094 324.72	0.00	0.00	3 094 324.72	0.00	756 112.00	174 463.23	0.00	
Reconciliation by DO																							
I. Agency Specific Budget	81 328 000.00	0.00	81 328 000.00	81 328 000.00	0.00	0.00	0.00	81 328 000.00	11 245 735.33	16 907 059.59	0.00	0.00	28 152 824.82	9 721 944.67	15 642 448.14	0.00	0.00	28 364 292.81	0.00	53 115 175.03	1 788 422.11	0.00	
LEGISLATIVE POLICY REFORMS AND DEVELOPMENT PROGRAM	81 328 000.00	0.00	81 328 000.00	81 328 000.00	0.00	0.00	0.00	81 328 000.00	11 245 735.33	16 907 059.59	0.00	0.00	28 152 824.82	9 721 944.67	15 642 448.14	0.00	0.00	28 364 292.81	0.00	53 115 175.03	1 788 422.11	0.00	

Certified Correct:  
 ARNEL JAY A. AVILA  
 Administrative Officer III/Acting Budget Officer  
 Date: 2022-09-14 10:23:09

Certified Correct:  
 FRANCES IRENE A. SAGUIQUIT  
 Administrative Officer V/Acting Budget Officer  
 Date: 2022-09-14 10:23:09

Recommending Approval:  
 PATRICIA A. DEKIT  
 DLLS/Acting Chief Accountant/Officer-in-Charge, AFMD  
 Date: 2022-09-14 10:27:27

Approved By:  
 IRENE P. FORTUNADO  
 Officer-in-Charge, PLLO  
 Date: 2022-09-14 13:48:16

**STATEMENT OF APPROPRIATIONS, ALLOTMENTS, OBLIGATIONS, DISBURSEMENTS AND BALANCES**  
As at the Quarter Ending June 30, 2022

Department: Other Executive Offices  
 Agency: Presidential Legislative Liaison Office  
 Operating Unit: < not applicable >  
 Organization Code (UACS): 26 035 000000  
 Fund Cluster: 01 Regular Agency Fund  
 (e.g. UACS Fund Cluster: 01-Regular Agency Fund, 02-Foreign Assisted Projects Fund, 03-Special Account-Locally Funded/Domestic Grants Fund, and 04-Special Account-Foreign Assisted/Foreign Grants Fund)

	Current Year Appropriations
	Supplemental Appropriations
X	Continuing Appropriations

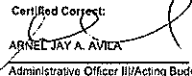
Particulars	UACS CODE	Appropriations			Allotments			Current Year Obligations							Current Year Disbursements					Balances			
		Authorized Appropriations	Adjustments (Transfer To/From, Realignment)	Adjusted Appropriations	Allotments Received	Adjustments (Withdrawals, Realignment)	Transfer To	Transfer From	Adjusted Total Allotments	1st Quarter Ending March 31	2nd Quarter Ending June 30	3rd Quarter Ending Sept. 30	4th Quarter Ending Dec. 31	TOTAL	1st Quarter Ending March 31	2nd Quarter Ending June 30	3rd Quarter Ending Sept. 30	4th Quarter Ending Dec. 31	TOTAL	Unreleased Appro	Unobligated Allotments	Unpaid Obligations	
		3	4	5=(3+4)	6	7	8	9	10=(8+(17)+9)	11	12	13	14	15=(11+12+13+14)	16	17	18	19	20=(16+17+18+19)	21=(5-10)	22=(10-18)	23	24
Continuing Appropriations		7,458,451.54	0.00	7,458,451.54	7,458,451.54	0.00	0.00	0.00	7,458,451.54	2,361,235.69	1,270,265.35	0.00	0.00	3,631,501.04	1,018,025.82	1,721,440.17	0.00	0.00	2,739,465.99	0.00	3,624,850.52	916,105.25	0.00
Agency Specific Budget		7,458,451.54	0.00	7,458,451.54	7,458,451.54	0.00	0.00	0.00	7,458,451.54	2,361,235.69	1,270,265.35	0.00	0.00	3,631,501.04	1,018,025.82	1,721,440.17	0.00	0.00	2,739,465.99	0.00	3,624,850.52	916,105.25	0.00
General Administration and Support	10000000000000	1,199,605.61	0.00	1,199,605.61	1,199,605.61	0.00	0.00	0.00	1,199,605.61	174,543.10	412,695.46	0.00	0.00	587,238.56	37,037.02	466,305.54	0.00	0.00	533,342.56	0.00	612,372.05	83,836.00	0.00
General Management and Supervision	10000010001000	1,199,605.61	0.00	1,199,605.61	1,199,605.61	0.00	0.00	0.00	1,199,605.61	174,543.10	412,695.46	0.00	0.00	587,238.56	37,037.02	466,305.54	0.00	0.00	533,342.56	0.00	612,372.05	83,836.00	0.00
MODE		1,105,020.72	0.00	1,105,020.72	1,105,020.72	0.00	0.00	0.00	1,105,020.72	174,543.10	412,695.46	0.00	0.00	587,238.56	37,037.02	466,305.54	0.00	0.00	533,342.56	0.00	612,372.05	83,836.00	0.00
CO		93,584.89	0.00	93,584.89	93,584.89	0.00	0.00	0.00	93,584.89	0.00	0.00	0.00	0.00	0.00	0.00	0.00	0.00	0.00	0.00	0.00	93,584.89	0.00	0.00
Sub-Total General Administration and Support		1,199,605.61	0.00	1,199,605.61	1,199,605.61	0.00	0.00	0.00	1,199,605.61	174,543.10	412,695.46	0.00	0.00	587,238.56	37,037.02	466,305.54	0.00	0.00	533,342.56	0.00	612,372.05	83,836.00	0.00
PS		0.00	0.00	0.00	0.00	0.00	0.00	0.00	0.00	0.00	0.00	0.00	0.00	0.00	0.00	0.00	0.00	0.00	0.00	0.00	0.00	0.00	0.00
MODE		1,105,020.72	0.00	1,105,020.72	1,105,020.72	0.00	0.00	0.00	1,105,020.72	174,543.10	412,695.46	0.00	0.00	587,238.56	37,037.02	466,305.54	0.00	0.00	533,342.56	0.00	612,372.05	83,836.00	0.00
FmEx (if Applicable)		0.00	0.00	0.00	0.00	0.00	0.00	0.00	0.00	0.00	0.00	0.00	0.00	0.00	0.00	0.00	0.00	0.00	0.00	0.00	0.00	0.00	0.00
CO		93,584.89	0.00	93,584.89	93,584.89	0.00	0.00	0.00	93,584.89	0.00	0.00	0.00	0.00	0.00	0.00	0.00	0.00	0.00	0.00	0.00	93,584.89	0.00	0.00
Operations	30000000000000	6,258,845.93	0.00	6,258,845.93	6,258,845.93	0.00	0.00	0.00	6,258,845.93	2,236,662.59	657,674.89	0.00	0.00	3,094,337.48	977,058.82	1,255,079.61	0.00	0.00	2,233,058.21	0.00	3,194,509.47	831,213.25	0.00
000 The Presidential policy reform agenda and the Administration's program of governance framed by the LEGISLATIVE POLICY REFORMS AND DEVELOPMENT PROGRAM		6,258,845.93	0.00	6,258,845.93	6,258,845.93	0.00	0.00	0.00	6,258,845.93	2,236,662.59	657,674.89	0.00	0.00	3,094,337.48	977,058.82	1,255,079.61	0.00	0.00	2,233,058.21	0.00	3,194,509.47	831,213.25	0.00
Formulation and implementation of advisory strategies and strategic interventions towards stakeholders concerning building on progress initiatives consistent with the policy reform and development programs of the Administration.		6,258,845.93	0.00	6,258,845.93	6,258,845.93	0.00	0.00	0.00	6,258,845.93	2,236,662.59	657,674.89	0.00	0.00	3,094,337.48	977,058.82	1,255,079.61	0.00	0.00	2,233,058.21	0.00	3,194,509.47	831,213.25	0.00
MODE		5,644,449.96	0.00	5,644,449.96	5,644,449.96	0.00	0.00	0.00	5,644,449.96	2,051,667.51	637,674.89	0.00	0.00	2,693,342.48	877,039.02	1,132,495.31	0.00	0.00	2,110,483.05	0.00	2,705,107.48	828,858.53	0.00
CO		614,395.99	0.00	614,395.99	614,395.99	0.00	0.00	0.00	614,395.99	124,995.09	124,995.09	0.00	0.00	124,995.09	0.00	122,584.28	0.00	0.00	122,584.28	0.00	489,420.99	2,416.72	0.00
Sub-Total Operations		6,258,845.93	0.00	6,258,845.93	6,258,845.93	0.00	0.00	0.00	6,258,845.93	2,236,662.59	657,674.89	0.00	0.00	3,094,337.48	977,058.82	1,255,079.61	0.00	0.00	2,233,058.21	0.00	3,194,509.47	831,213.25	0.00
PS		0.00	0.00	0.00	0.00	0.00	0.00	0.00	0.00	0.00	0.00	0.00	0.00	0.00	0.00	0.00	0.00	0.00	0.00	0.00	0.00	0.00	0.00
MODE		5,644,449.96	0.00	5,644,449.96	5,644,449.96	0.00	0.00	0.00	5,644,449.96	2,051,667.51	637,674.89	0.00	0.00	2,693,342.48	877,039.02	1,132,495.31	0.00	0.00	2,110,483.05	0.00	2,705,107.48	828,858.53	0.00
FmEx (if Applicable)		0.00	0.00	0.00	0.00	0.00	0.00	0.00	0.00	0.00	0.00	0.00	0.00	0.00	0.00	0.00	0.00	0.00	0.00	0.00	0.00	0.00	0.00
CO		614,395.99	0.00	614,395.99	614,395.99	0.00	0.00	0.00	614,395.99	124,995.09	124,995.09	0.00	0.00	124,995.09	0.00	122,584.28	0.00	0.00	122,584.28	0.00	489,420.99	2,416.72	0.00

Department: Other Executive Offices  
 Agency: Presidential Legislative Liaison Office  
 Operating Unit: < not applicable >  
 Organization Code (UACS): 26 035 0000000  
 Fund Cluster: 01 Regular Agency Fund


	Current Year Appropriations
	Supplemental Appropriations
X	Continuing Appropriations


(e.g. UACS Fund Cluster: 01-Regular Agency Fund, 02-Foreign Assisted Projects Fund, 03-Special Account-Locally Funded/Domestic Grants Fund, and 04-Special Account-Foreign Assisted/Foreign Grants Fund)

Particulars	UACS CODE	Appropriations			Allotments			Current Year Obligations					Current Year Disbursements					Balances					
		Authorized Appropriations	Adjustments (Transfer To/From, Realignment)	Adjusted Appropriations	Allotments Received	Adjustments (Withdrawal, Realignment)	Transfer To	Transfer From	Adjusted Total Allotments	1st Quarter Ending March 31	2nd Quarter Ending June 30	3rd Quarter Ending Sept. 30	4th Quarter Ending Dec. 31	TOTAL	1st Quarter Ending March 31	2nd Quarter Ending June 30	3rd Quarter Ending Sept. 30	4th Quarter Ending Dec. 31	TOTAL	Unreleased Appro	Unobligated Allotments	Unpaid Obligations	
		3	4	5=(3+4)	6	7	8	9	10=(6+7-8+9)	11	12	13	14	15=(11+12+13+14)	16	17	18	19	20=(16+17+18+19)	21=(5-19)	22=(19-15)	23	24
GRAND TOTAL		7,458,451.59	0.00	7,458,451.59	7,458,451.59	0.00	0.00	0.00	7,458,451.59	2,381,235.69	1,270,355.35	0.00	0.00	3,651,591.04	1,015,025.62	1,721,440.17	0.00	0.00	2,736,465.79	0.00	3,658,660.52	\$15,165.25	0.00
PG		0.00	0.00	0.00	0.00	0.00	0.00	0.00	0.00	0.00	0.00	0.00	0.00	0.00	0.00	0.00	0.00	0.00	0.00	0.00	0.00	0.00	0.00
MOOE		6,750,470.64	0.00	6,750,470.64	6,750,470.64	0.00	0.00	0.00	6,750,470.64	2,256,219.68	1,270,355.35	0.00	0.00	3,526,575.04	1,015,025.62	1,538,859.49	0.00	0.00	2,613,885.11	0.00	3,233,694.64	\$12,944.53	0.00
F+Ex (if Applicable)		0.00	0.00	0.00	0.00	0.00	0.00	0.00	0.00	0.00	0.00	0.00	0.00	0.00	0.00	0.00	0.00	0.00	0.00	0.00	0.00	0.00	0.00
CO		707,660.88	0.00	707,660.88	707,660.88	0.00	0.00	0.00	707,660.88	124,995.00	0.00	0.00	0.00	124,995.00	0.00	122,584.20	0.00	0.00	122,584.20	0.00	182,955.68	2,410.72	0.00

Certified Correct:  
  
 ARNEL JAY A. AVIDA  
 Administrative Officer III/Acting Budget Officer  
 Date: 2022-09-14 10:23:09

Certified Correct:  
 FRANCES IRENE A. SAGUIGUIT  
 Administrative Officer V/Acting Budget Officer  
 Date: 2022-09-14 10:23:09

Recommending Approval:  
  
 PATRICIA A. DEKIT  
 DLS/Acting Chief Accountant/Officer-in-Charge, AFMD  
 Date: 2022-09-14 10:27:27

Approved By:  
  
 IRENE T. AFONSO  
 Officer-in-Charge, PLLO  
 Date: 2022-09-14 13:48:16