





| PARTICULARS | CURRENT YEAR BUDGET | | | | | PRIOR YEAR'S BUDGET | | | | | | | | | | SUB-TOTAL | TRUST LIABILITIES | | | | GRAND TOTAL | | | | | OTHERS (A/R) | TOTAL | REMARKS |
|-------------|---------------------|------|--------------|----|-------|-------------------------------|------|--------------|----|-----------|---------------------------------|------|--------------|----|-----------|-----------|-------------------|------|----|-------|-------------|------|--------------|----|-------|-----------------|-------|---------|
| | PS | MOOE | Fin. Exp. | CO | TOTAL | PRIOR YEAR'S ACCOUNTS PAYABLE | | | | | CURRENT YEAR'S ACCOUNTS PAYABLE | | | | | | PS | MOOE | CO | TOTAL | PS | MOOE | Fin. Exp. | CO | TOTAL | | | |
| | | | | | | PS | MOOE | Fin. Exp. | CO | Sub-Total | PS | MOOE | Fin. Exp. | CO | Sub-Total | | | | | | | | | | | | | |

| SUMMARY: | | | | | | | | | | | | | | | | | | | | | | | | | | |
|---|--|--|--|--|--|--|--|--|--|------------------|--------------------|--------------------|-----------------------------|--|--|--|--|--|--|--|--|--|----------------------------|---------------------|---------------------|---------------------|
| | | | | | | | | | | Previous Report | This Month | As of September 30 | | | | | | | | | | | Previous Report | This Month | As of September 30 | |
| Total Disbursement Authorities Received | | | | | | | | | | | | | Total Disbursements Program | | | | | | | | | | | | | |
| NCA | | | | | | | | | | 53,911,000.00 | 6,507,000.00 | 60,418,000.00 | | | | | | | | | | | 59,347,000.00 | 9,215,000.00 | 68,562,000.00 | |
| TRA | | | | | | | | | | 5,274,519.70 | 687,403.52 | 5,961,923.22 | | | | | | | | | | | Less: Actual Disbursements | 54,110,421.69 | 6,914,805.84 | 61,025,227.53 |
| Total Disbursements Authorities Available | | | | | | | | | | 59,185,519.70 | 7,194,403.52 | 66,379,923.22 | | | | | | | | | | | (Over)Under spending | <u>5,236,578.31</u> | <u>2,300,194.16</u> | <u>7,536,772.47</u> |
| Less: Lapsed NCA | | | | | | | | | | 5,061,710.61 | 292,985.08 | 5,354,695.69 | | | | | | | | | | | | | | |
| Disbursements | | | | | | | | | | 54,110,421.69 | 6,914,805.84 | 61,025,227.53 | | | | | | | | | | | | | | |
| Balance of Disbursements Authorities as of September 30 | | | | | | | | | | <u>13,387.40</u> | <u>(13,387.40)</u> | - | | | | | | | | | | | | | | |

Prepared by: 
PATRICIA A. DEKIT
 DLLS
 Date: October 1, 2019

Certified Correct: 
GUADALUPE O. MACEDA
 Officer-In-Charge, AFMD
 Date: October 1, 2019

Certified Correct: 
CYNTHIA A. CUARENTA
 Head Executive Assistant
 Date: October 1, 2019

Approved: 
SEC. ADELINO B. SITUY, LLB, LLM
 Presidential Adviser on Legislative Affairs and Head, PLLO
 Date: October 1, 2019